KENNAMETAL



FALL 2026 INNOVATIONS

metric

KENNAMETAL

We've Been Cutting Metal **Since 1938.**

OUR STORY IS ONE OF

It starts in 1938 with our founder, metallurgist Philip M. McKenna, who after years of research created revolutionary tungsten-titanium carbide alloy cutting tools specifically for working with steel. That single development not only led to a new class of machining tools that cut faster, lasted longer and drove productivity in everything from the automobile to the airplane, but also led to the opening of McKenna Metals Company in Latrobe, Pennsylvania, United States.

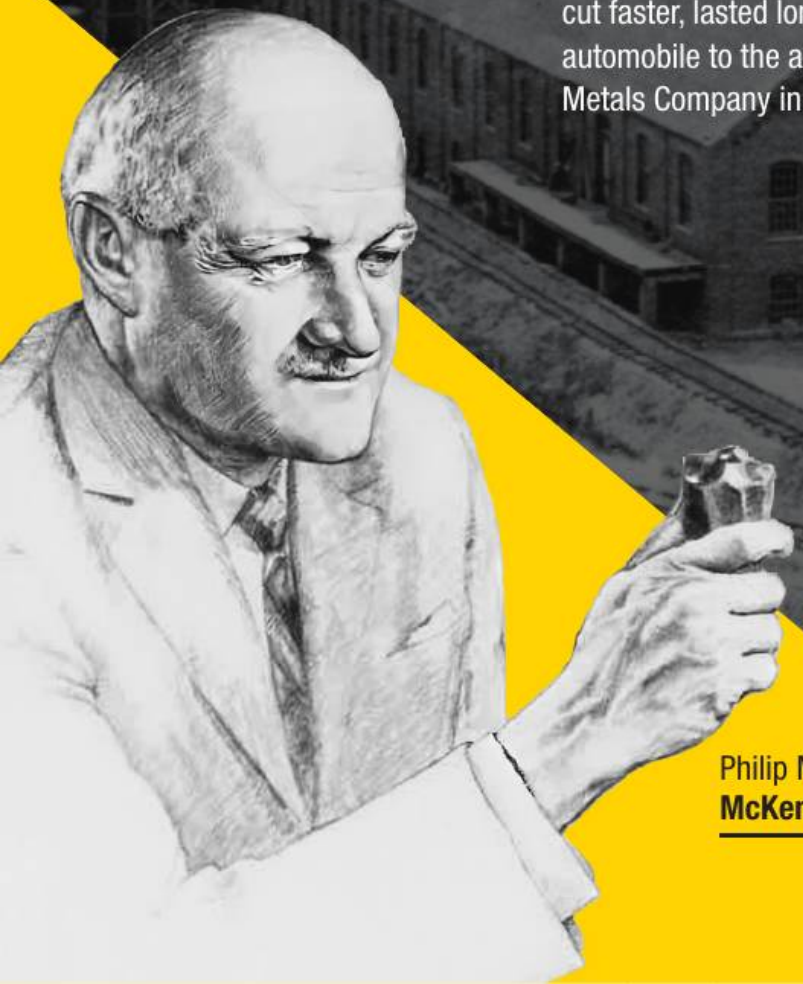

Philip M. **McKenna**

Kingston Plant



*from left: Mary Laughner, Regina Atkinson, Richard Noel, Alex G. McKenna, Harry Fowler, Philip M. McKenna, James Harris, Donald Shick, Wilson Gallo



McKenna Metals Company original building in Latrobe, Pennsylvania circa late 1930s/early 1940s.





McKenna Metals Company Grinding Department in Latrobe, Pennsylvania in 1942.

Philip M. McKenna showcasing his tungsten-titanium carbide alloy developments at McKenna Metals Company's first exhibition event in 1940.

CONTINUOUS INNOVATION

Today, that company is Kennametal Inc.—a recognized leader in metalworking serving customers across continents and industries including transportation, construction, aerospace and defense, machining and cutting, energy and general engineering. We have a reputation for building innovative solutions for our customers' most challenging applications. The name Kennametal is synonymous for high-quality, high-performance tools that can withstand the most strenuous conditions and bring ease to a wide range of machining operations. We help our customers' operations run longer, faster and with greater precision.



WE DON'T CUT CORNERS.
WE CUT METAL.

YOUR TOUGHEST MATERIALS DON'T STAND A CHANCE.

Philip M. McKenna's first metalworking shop in Latrobe, Pennsylvania in 1938.

INNOVATIONS

TABLE OF CONTENTS

TURNING **4**
KCP25C - Steel Turning Grade with KENGold™ 6
KCU20B - Thread Turning Grade 112

MILLING **142**
KOR™ 5^{DS} & KOR 6^{DT} Solid Carbide End Mills with KCSM15A 144
KenCut™ MRAD - Multi-Radius End Mills with KCSM15A 154

SYSTEMS **160**
Turret Adapted Clamping Units (TACU) 162



TURNING



TURNING

KCP25C - Steel Turning Grade with KENGold™ 6
KCU20B - Thread Turning Grade 112

KENGOLD CVD COATING TECHNOLOGY

Explore KCP25C

KCP25C STEEL TURNING GRADE

Known for predictable performance turn after turn, KCP25C offers easier wear detection and delivers increased accuracy, output rate reliability and consistent tool life.



kennametal.com

Materials

Primary: P

Secondary: K

Industries

- Automotive
- EV
- General Engineering
- Oil & Gas
- Aerospace & Defense
- Medical
- Wind & Solar

Applications

Roughing and Medium Machining

- Turning
- Grooving
- I.D. Grooving
- Face Grooving
- I.D. Chamfering
- O.D. Deep Grooving
- Profiling
- Cut-Off
- I.D. Face Grooving
- Chamfering
- I.D. Facing
- Facing
- I.D. Turning

PORTFOLIOS FEATURING KCP25C



K-Lock™ Profiling Inserts

- Versatile solution for machining deep grooves and profiles
- Unique insert clamping system ensures unobstructed chip evacuation
- Extremely versatile and ideal for turning, grooving and profiling



Fix-Perfect™ Tangentially Mounted Inserts

- Precision ground inserts with up to 8 cutting edges
- Tangential design provides high insert strength and feed rates
- Ideal for reducing deflection and chatter in unstable applications or thin-walled components



Beyond Evolution™ Single Edge Grooving, Turning and Cut-Off Inserts

- Precise pressed-to-size insert positioning ensures accurate cuts
- Negative- and positive-style inserts
- More precise widths and better repeatability



A4 Double-Ended Grooving, Turning and Cut-Off Inserts

- Precise pressed-to-size insert positioning ensures accurate cuts
- Provides excellent chip evacuation in grooving and turning applications
- Offers better chip control in multi-directional turning



Top Notch™ Grooving, Turning, Cut-Off, Double-Ended Grooving and Threading Inserts

- Precision-ground for accurate indexing, resulting in reliability and repeatability
- Positive chipbreaker delivers very low cutting forces for excellent chip control
- Improved cutting conditions for tool life, stability and rigidity



FIX8™ Heavy Duty Tangentially Mounted Inserts

- 8 cutting edges per insert
- Low cutting forces and excellent chip control
- Heavy-duty chip geometry for the largest feed rates



LNUX Railway Wheel and Axle Inserts

- Featuring full-radius design, ideal for railroad industry
- One insert for profiling and facing applications
- For robust, heavy-duty turning with improved chip control even at smaller DOC

ISO TURNING



ISO TURNING

Kenloc.....10
Screw-On.....34
Kendex.....50

Kenloc

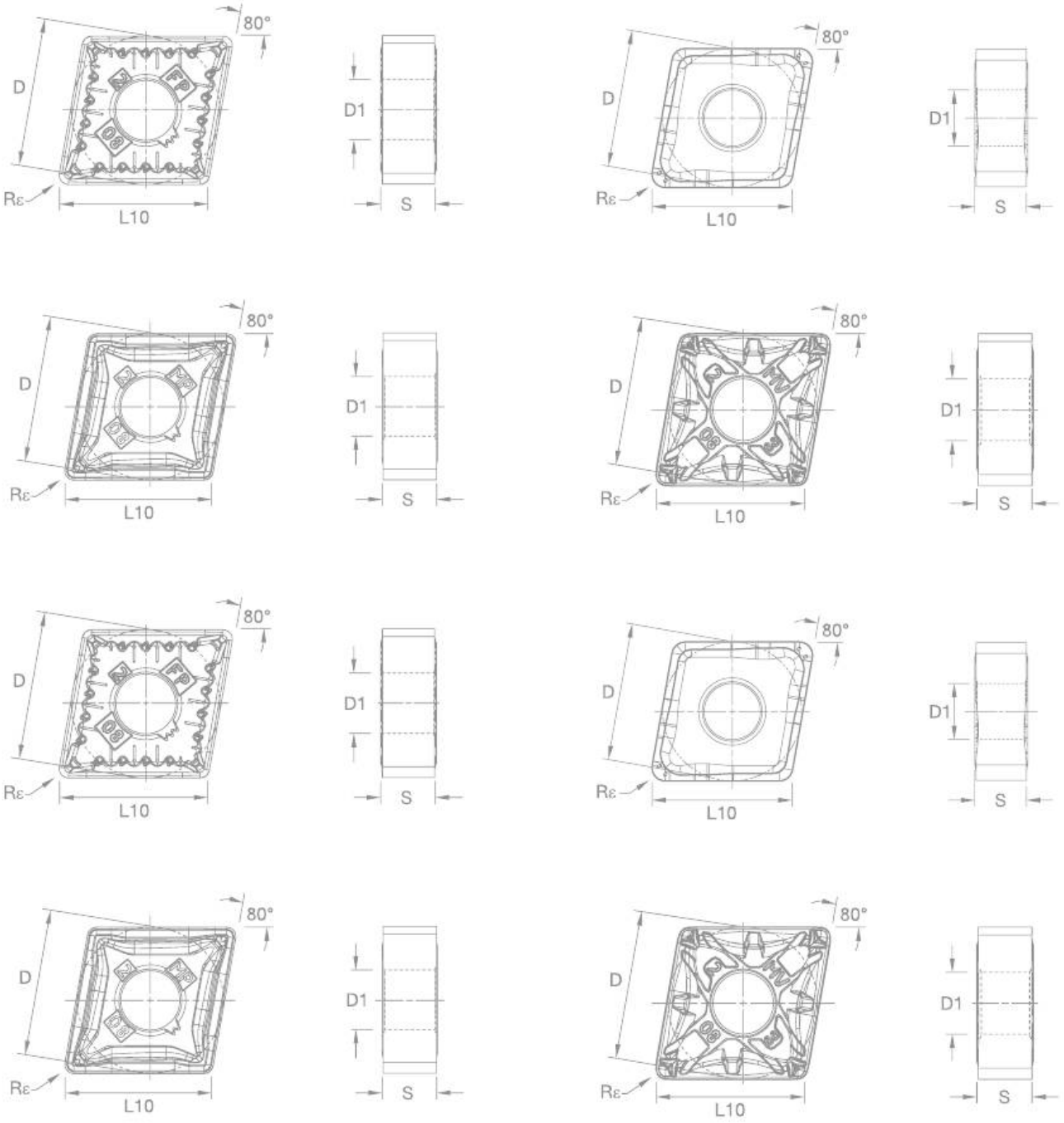



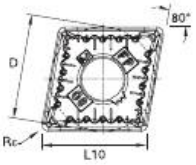



CNMG-FP

ISO Catalog Number	D	D1	L10	S	Rε	KCP25C
CNMG120404FP	12,70	5,16	12,90	4,76	0,40	7088555
CNMG120408FP	12,70	5,16	12,90	4,76	0,80	7088557



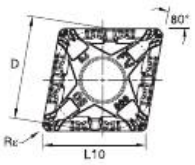



CNMG-FV

ISO Catalog Number	D	D1	L10	S	Rε	KCP25C
CNMG120404FV	12,70	5,16	12,90	4,76	0,40	7064025
CNMG120408FV	12,70	5,16	12,90	4,76	0,80	7064027
CNMG120412FV	12,70	5,16	12,90	4,76	1,20	7064028



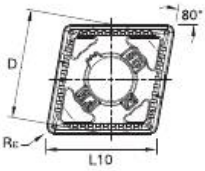



CNMG-FN

ISO Catalog Number	D	D1	L10	S	Rε	KCP25C
CNMG120404FN	12,70	5,16	12,90	4,76	0,40	7026239
CNMG120408FN	12,70	5,16	12,90	4,76	0,80	7026240
CNMG120412FN	12,70	5,16	12,90	4,76	1,20	7026361



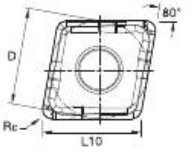



CNMG-FM

ISO Catalog Number	D	D1	L10	S	Rε	KCP25C
CNMG120412FM	12,70	5,16	12,90	4,76	1,20	7088621



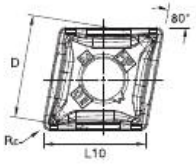



CNMG-MP

ISO Catalog Number	D	D1	L10	S	Rε	KCP25C
CNMG120408MP	12,70	5,16	12,90	4,76	0,80	7088559
CNMG120412MP	12,70	5,16	12,90	4,76	1,20	7088623



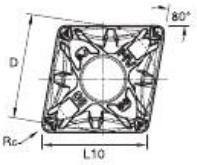



CNMG-MV

ISO Catalog Number	D	D1	L10	S	Rε	KCP25C
CNMG090304MV	9,53	3,81	9,67	3,18	0,40	7036143
CNMG090308MV	9,53	3,81	9,67	3,18	0,80	7036144
CNMG120404MV	12,70	5,16	12,90	4,76	0,40	7036145
CNMG120408MV	12,70	5,16	12,90	4,76	0,80	7036146
CNMG120412MV	12,70	5,16	12,90	4,76	1,20	7036147
CNMG120416MV	12,70	5,16	12,90	4,76	1,60	7036148
CNMG160608MV	15,88	6,35	16,12	6,35	0,80	7036149
CNMG160612MV	15,88	6,35	16,12	6,35	1,20	7036150
CNMG160616MV	15,88	6,35	16,12	6,35	1,60	7036151
CNMG190608MV	19,05	7,94	19,34	6,35	0,80	7036152
CNMG190612MV	19,05	7,94	19,34	6,35	1,20	7036153
CNMG190616MV	19,05	7,93	19,34	6,35	1,60	7036154
CNMG190624MV	19,05	7,94	19,34	6,35	2,40	7036155



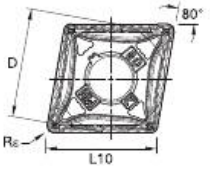



CNMG-MN

ISO Catalog Number	D	D1	L10	S	Rε	KCP25C
CNMG090304MN	9,53	3,81	9,67	3,18	0,40	7026378
CNMG090308MN	9,53	3,81	9,67	3,18	0,80	7026379
CNMG120404MN	12,70	5,16	12,90	4,76	0,40	7026380
CNMG120408MN	12,70	5,16	12,90	4,76	0,80	7026401
CNMG120412MN	12,70	5,16	12,90	4,76	1,20	7026402
CNMG120416MN	12,70	5,16	12,90	4,76	1,60	7026403
CNMG160608MN	15,88	6,35	16,12	6,35	0,80	7026404
CNMG160612MN	15,88	6,35	16,12	6,35	1,20	7026405
CNMG160616MN	15,88	6,35	16,12	6,35	1,60	7026406
CNMG190608MN	19,05	7,93	19,34	6,35	0,80	7026407
CNMG190612MN	19,05	7,93	19,34	6,35	1,20	7026408
CNMG190616MN	19,05	7,93	19,34	6,35	1,60	7026409
CNMG190624MN	19,05	7,93	19,34	6,35	2,40	7026410



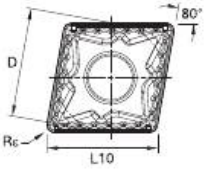



CNMG-MG

ISO Catalog Number	D	D1	L10	S	Rε	KCP25C
CNMG120404MG	12,70	5,16	12,90	4,76	0,40	7088556
CNMG120408MG	12,70	5,16	12,90	4,76	0,80	7088558
CNMG120412MG	12,70	5,16	12,90	4,76	1,20	7088622
CNMG160612MG	15,88	6,35	16,12	6,35	1,20	7088626
CNMG190608MG	19,05	7,93	19,34	6,35	0,80	7088629
CNMG190612MG	19,05	7,93	19,34	6,35	1,20	7088630



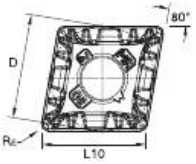



CNMG-MR

ISO Catalog Number	D	D1	L10	S	Rε	KCP25C
CNMG120408MR	12,70	5,16	12,90	4,76	0,80	7088560
CNMG120412MR	12,70	5,16	12,90	4,76	1,20	7088624
CNMG160612MR	15,88	6,35	16,12	6,35	1,20	7088627
CNMG160616MR	15,88	6,35	16,12	6,35	1,60	7088628
CNMG190612MR	19,05	7,93	19,34	6,35	1,20	7089565







CNMG-MW

ISO Catalog Number	D	D1	L10	S	Rε	KCP25C
CNMG120408MW	12,70	5,16	12,90	4,76	0,80	7089563
CNMG120412MW	12,70	5,16	12,90	4,76	1,20	7088625

Note: Wiper Geometry



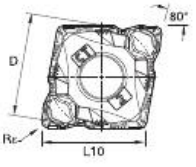



CNMG-CT

ISO Catalog Number	D	D1	L10	S	Rε	KCP25C
CNMG120408CT	12,70	5,16	12,90	4,76	0,80	7280557
CNMG120412CT	12,70	5,16	12,90	4,76	1,20	7280558



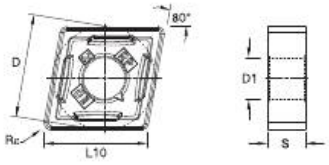



● Primary
○ Secondary

CNMG-RP

ISO Catalog Number	D	D1	L10	S	Rε	KCP25C
CNMG120404RP	12,70	5,16	12,90	4,76	0,40	7026595
CNMG120408RP	12,70	5,16	12,90	4,76	0,80	7026596
CNMG120412RP	12,70	5,16	12,90	4,76	1,20	7026597
CNMG120416RP	12,70	5,16	12,90	4,76	1,60	7026598
CNMG160608RP	15,88	6,35	16,12	6,35	0,80	7026642
CNMG160612RP	15,88	6,35	16,12	6,35	1,20	7026643
CNMG160616RP	15,88	6,35	16,12	6,35	1,60	7026644
CNMG190612RP	19,05	7,93	19,34	6,35	1,20	7026648
CNMG190616RP	19,05	7,93	19,34	6,35	1,60	7026649



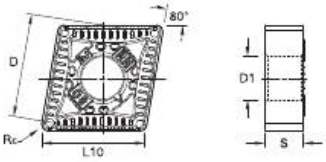



● Primary
○ Secondary

CNMG-RN

ISO Catalog Number	D	D1	L10	S	Rε	KCP25C
CNMG120408RN	12,70	5,16	12,90	4,76	0,80	7026599
CNMG120412RN	12,70	5,16	12,90	4,76	1,20	7026600
CNMG120416RN	12,70	5,16	12,90	4,76	1,60	7026641
CNMG160608RN	15,88	6,35	16,12	6,35	0,80	7026645
CNMG160612RN	15,88	6,35	16,12	6,35	1,20	7026646
CNMG160616RN	15,88	6,35	16,12	6,35	1,60	7026647
CNMG190608RN	19,05	7,93	19,34	6,35	0,80	7089564
CNMG190612RN	19,05	7,93	19,34	6,35	1,20	7026650
CNMG190616RN	19,05	7,93	19,34	6,35	1,60	7026651
CNMG190624RN	19,05	7,93	19,34	6,35	2,40	7026652



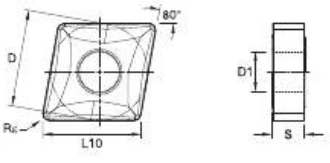



● Primary
○ Secondary

CNMG-RM

ISO Catalog Number	D	D1	L10	S	Rε	KCP25C
CNMG190616RM	19,05	7,93	19,34	6,35	1,60	7088272
CNMG250924RM	25,40	9,12	25,79	9,53	2,40	7088869



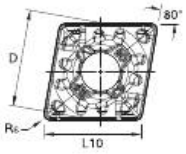



● Primary
○ Secondary

CNMM-RP

ISO Catalog Number	D	D1	L10	S	Rε	KCP25C
CNMM120408RP	12,70	5,16	12,90	4,76	0,80	7088870
CNMM120412RP	12,70	5,16	12,90	4,76	1,20	7088863
CNMM120416RP	12,70	5,16	12,90	4,76	1,60	7088861
CNMM160608RP	15,88	6,35	16,12	6,35	0,80	7088866
CNMM160612RP	15,88	6,35	16,12	6,35	1,20	7088893
CNMM160616RP	15,88	6,35	16,12	6,35	1,60	7088018
CNMM190612RP	19,05	7,93	19,34	6,35	1,20	7088894
CNMM190616RP	19,05	7,93	19,34	6,35	1,60	7088024
CNMM190624RP	19,05	7,93	19,34	6,35	2,40	7088851
CNMM250924RP	25,40	9,13	25,79	9,53	2,40	7088034



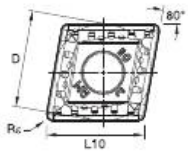

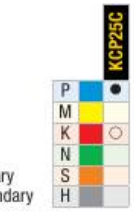

● Primary
○ Secondary

CNMM-RM

ISO Catalog Number	D	D1	L10	S	Rε	KCP25C
CNMM120408RM	12,70	5,16	12,90	4,76	0,80	7088852
CNMM120412RM	12,70	5,16	12,90	4,76	1,20	7088859
CNMM120416RM	12,70	5,16	12,90	4,76	1,60	7088903
CNMM160612RM	15,88	6,35	16,12	6,35	1,20	7088860
CNMM160616RM	15,88	6,35	16,12	6,35	1,60	7088858
CNMM160624RM	15,88	6,35	16,12	6,35	2,40	7088854
CNMM190612RM	19,05	7,93	19,34	6,35	1,20	7088887
CNMM190616RM	19,05	7,93	19,34	6,35	1,60	7088835
CNMM190624RM	19,05	7,94	19,34	6,35	2,40	7088857
CNMM250924RM	25,40	9,12	25,79	9,53	2,40	7088014



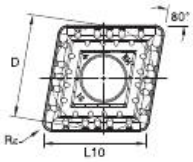

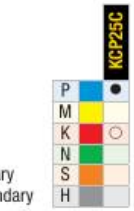

● Primary
○ Secondary

CNMM-RH

ISO Catalog Number	D	D1	L10	S	Rε	KCP25C
CNMM190616RH	19,05	7,93	19,34	6,35	1,60	7088891
CNMM190624RH	19,05	7,93	19,34	6,35	2,40	7088886
CNMM250924RH	25,40	9,12	25,79	9,53	2,40	7088023



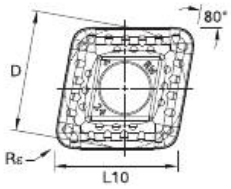

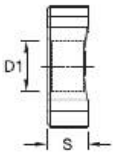



● Primary
○ Secondary

CNMM-RW

ISO Catalog Number	D	D1	L10	S	Rε	KCP25C
CNMM190624RW	19,05	7,93	19,34	6,35	2,40	7088057

Note: Wiper Geometry



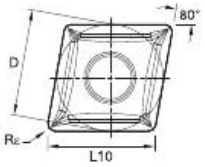

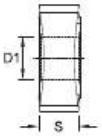



● Primary
○ Secondary

CNMP-K

ISO Catalog Number	D	D1	L10	S	Rε	KCP25C
CNMP120404K	12,70	5,16	12,90	4,76	0,40	7088631
CNMP120408K	12,70	5,16	12,90	4,76	0,80	7088632



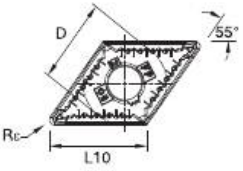

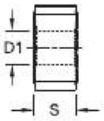



● Primary
○ Secondary

DNMG-FP

ISO Catalog Number	D	D1	L10	S	Rε	KCP25C
DNMG110408FP	9,53	3,81	11,63	4,76	0,80	7129686
DNMG150408FP	12,70	5,16	15,50	4,76	0,80	7088634
DNMG150608FP	12,70	5,16	15,50	6,35	0,80	7088638



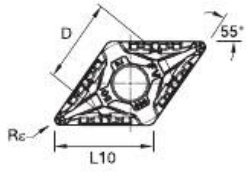

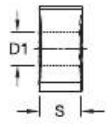



● Primary
○ Secondary

DNMG-FV

ISO Catalog Number	D	D1	L10	S	Rε	KCP25C
DNMG110404FV	9,53	3,81	11,63	4,76	0,40	7064029
DNMG110408FV	9,53	3,81	11,63	4,76	0,80	7064030
DNMG150404FV	12,70	5,16	15,50	4,76	0,40	7064031
DNMG150408FV	12,70	5,16	15,50	4,76	0,80	7064032
DNMG150604FV	12,70	5,16	15,50	6,35	0,40	7064033
DNMG150608FV	12,70	5,16	15,50	6,35	0,80	7064034



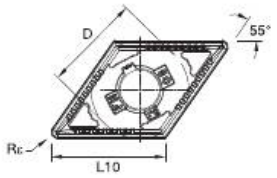

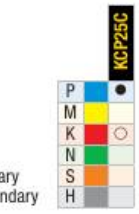

● Primary
○ Secondary

DNMG-FN

ISO Catalog Number	D	D1	L10	S	Rε	KCP25C
DNMG110404FN	9,53	3,81	11,63	4,76	0,40	7026362
DNMG110408FN	9,53	3,81	11,63	4,76	0,80	7026363
DNMG150404FN	12,70	5,16	15,50	4,76	0,40	7026364
DNMG150408FN	12,70	5,16	15,50	4,76	0,80	7026365
DNMG150604FN	12,70	5,16	15,50	6,35	0,40	7026366
DNMG150608FN	12,70	5,16	15,50	6,35	0,80	7026367



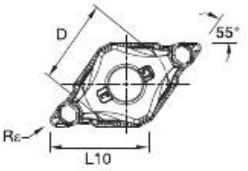



● Primary
○ Secondary

DNMG-CT

ISO Catalog Number	D	D1	L10	S	Rε	KCP25C
DNMG150404CT	12,70	5,16	15,50	4,76	0,40	7280559
DNMG150408CT	12,70	5,16	15,50	4,76	0,80	7280560
DNMG150608CT	12,70	5,16	15,50	6,35	0,80	7280562
DNMG150612CT	12,70	5,16	15,50	6,35	1,20	7280563



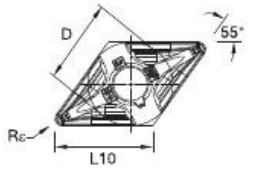



● Primary
○ Secondary

DNMG-MP

ISO Catalog Number	D	D1	L10	S	Rε	KCP25C
DNMG150408MP	12,70	5,16	15,50	4,76	0,80	7088635
DNMG150608MP	12,70	5,16	15,50	6,35	0,80	7088640



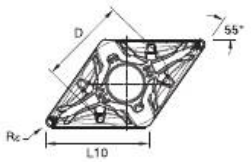



DNMG-MV

● Primary
○ Secondary

ISO Catalog Number	D	D1	L10	S	Rε	KCP25C
DNMG110404MV	9,53	3,81	11,63	4,76	0,40	7036156
DNMG110408MV	9,53	3,81	11,63	4,76	0,80	7036157
DNMG110412MV	9,53	3,81	11,63	4,76	1,20	7036158
DNMG150404MV	12,70	5,16	15,50	4,76	0,40	7036159
DNMG150408MV	12,70	5,16	15,50	4,76	0,80	7036160
DNMG150412MV	12,70	5,16	15,50	4,76	1,20	7036161
DNMG150604MV	12,70	5,16	15,50	6,35	0,40	7036162
DNMG150608MV	12,70	5,16	15,50	6,35	0,80	7036163
DNMG150612MV	12,70	5,16	15,50	6,35	1,20	7036164



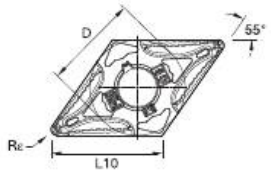



DNMG-MN

● Primary
○ Secondary

ISO Catalog Number	D	D1	L10	S	Rε	KCP25C
DNMG110404MN	9,53	3,81	11,63	4,76	0,40	7026421
DNMG110408MN	9,53	3,81	11,63	4,76	0,80	7026422
DNMG110412MN	9,53	3,81	11,63	4,76	1,20	7026423
DNMG150404MN	12,70	5,16	15,50	4,76	0,40	7026424
DNMG150408MN	12,70	5,16	15,50	4,76	0,80	7026425
DNMG150412MN	12,70	5,16	15,50	4,76	1,20	7026426
DNMG150604MN	12,70	5,16	15,50	6,35	0,40	7026427
DNMG150608MN	12,70	5,16	15,50	6,35	0,80	7026428
DNMG150612MN	12,70	5,16	15,50	6,35	1,20	7026430



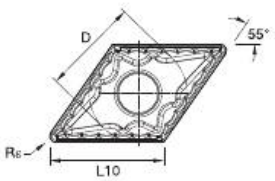



DNMG-MG

● Primary
○ Secondary

ISO Catalog Number	D	D1	L10	S	Rε	KCP25C
DNMG150608MG	12,70	5,16	15,50	6,35	0,80	7088639
DNMG150612MG	12,70	5,16	15,50	6,35	1,20	7089568



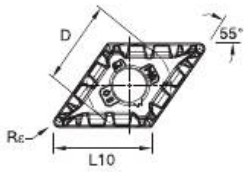



● Primary
○ Secondary

DNMG-MR

ISO Catalog Number	D	D1	L10	S	Rε	KCP25C
DNMG110408MR	9,53	3,81	11,63	4,76	0,80	7088633
DNMG150408MR	12,70	5,16	15,50	4,76	0,80	7088636
DNMG150608MR	12,70	5,16	15,50	6,35	0,80	7088641
DNMG150612MR	12,70	5,16	15,50	6,35	1,20	7088643
DNMG150616MR	12,70	5,16	15,50	6,35	1,60	7088644



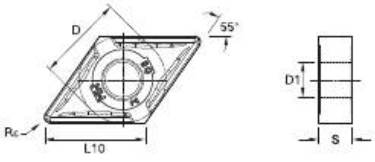



● Primary
○ Secondary

DNMG-MW

ISO Catalog Number	D	D1	L10	S	Rε	KCP25C
DNMG150408MW	12,70	5,16	15,50	4,76	0,80	7088637
DNMG150608MW	12,70	5,16	15,50	6,35	0,80	7088642
DNMG150612MW	12,70	5,16	15,50	6,35	1,20	7089569

Note: Wiper Geometry



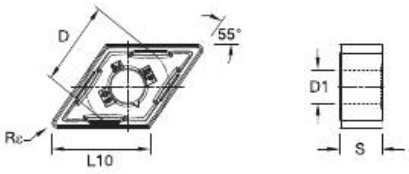



● Primary
○ Secondary

DNMG-RP

ISO Catalog Number	D	D1	L10	S	Rε	KCP25C
DNMG110408RP	9,53	3,81	11,63	4,76	0,80	7026653
DNMG110412RP	9,53	3,81	11,63	4,76	1,20	7026654
DNMG150408RP	12,70	5,16	15,50	4,76	0,80	7026655
DNMG150412RP	12,70	5,16	15,50	4,76	1,20	7026656
DNMG150608RP	12,70	5,16	15,50	6,35	0,80	7026665
DNMG150612RP	12,70	5,16	15,50	6,35	1,20	7026666
DNMG150616RP	12,70	5,16	15,50	6,35	1,60	7088645



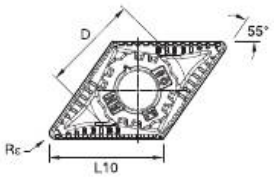

DNMG-RN

ISO Catalog Number	D	D1	L10	S	Rε	KCP25C
DNMG150408RN	12,70	5,16	15,50	4,76	0,80	7026659
DNMG150412RN	12,70	5,16	15,50	4,76	1,20	7026663
DNMG150416RN	12,70	5,16	15,50	4,76	1,60	7026664
DNMG150608RN	12,70	5,16	15,50	6,35	0,80	7026667
DNMG150612RN	12,70	5,16	15,50	6,35	1,20	7026668
DNMG150616RN	12,70	5,16	15,50	6,35	1,60	7026669
DNMG190608RN	15,88	6,35	19,38	6,35	0,80	7088646
DNMG190612RN	15,88	6,35	19,38	6,35	1,20	7089581



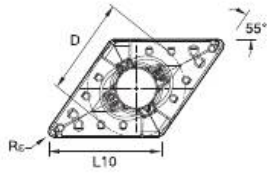

DNMM-RP

ISO Catalog Number	D	D1	L10	S	Rε	KCP25C
DNMM150608RP	12,70	5,16	15,50	6,35	0,80	7088890
DNMM150612RP	12,70	5,16	15,50	6,35	1,20	7088882
DNMM150616RP	12,70	5,16	15,50	6,35	1,60	7088881



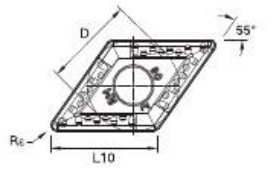

DNMM-RM

ISO Catalog Number	D	D1	L10	S	Rε	KCP25C
DNMM150408RM	12,70	5,16	15,50	4,76	0,80	7088856
DNMM150412RM	12,70	5,16	15,50	4,76	1,20	7088901
DNMM150608RM	12,70	5,16	15,50	6,35	0,80	7088885
DNMM150612RM	12,70	5,16	15,50	6,35	1,20	7088839
DNMM150616RM	12,70	5,16	15,50	6,35	1,60	7088889



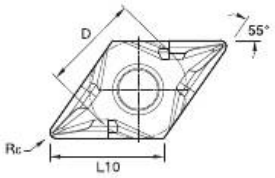



● Primary
○ Secondary

DNMP-K

ISO Catalog Number	D	D1	L10	S	Rε	KCP25C
DNMP110408K	9,53	3,81	11,63	4,76	0,80	7089582
DNMP150404K	12,70	5,16	15,50	4,76	0,40	7088647
DNMP150408K	12,70	5,16	15,50	4,76	0,80	7088648
DNMP150604K	12,70	5,16	15,50	6,35	0,40	7088649
DNMP150608K	12,70	5,16	15,50	6,35	0,80	7088650



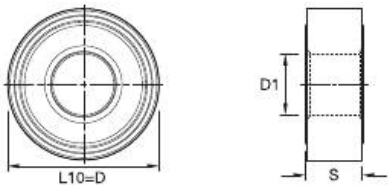



● Primary
○ Secondary

RNMG

ISO Catalog Number	D	D1	S	KCP25C
RNMG120400	12,70	5,16	4,76	7089524
RNMG190600	19,05	7,93	6,35	7089526



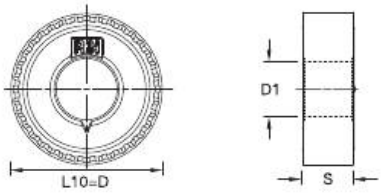



● Primary
○ Secondary

RNMG-RN

ISO Catalog Number	D	D1	S	KCP25C
RNMG090300RN	9,53	3,81	3,18	7089584
RNMG120400RN	12,70	5,16	4,76	7089525
RNMG150600RN	15,88	6,35	6,35	7278003
RNMG190600RN	19,05	7,93	6,35	7089527
RNMG250900RN	25,40	9,12	9,53	7278004



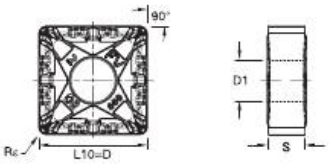



● Primary
○ Secondary

SNMG-FV

ISO Catalog Number	D	D1	L10	S	Rε	KCP25C
SNMG120408FV	12,70	5,16	12,70	4,76	0,80	7064035
SNMG120412FV	12,70	5,16	12,70	4,76	1,20	7064036



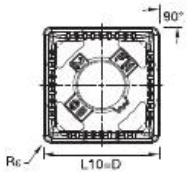

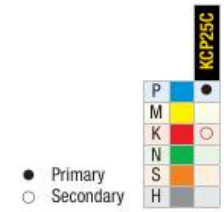

SNMG-FN

ISO Catalog Number	D	D1	L10	S	Rε	KCP25C
SNMG120404FN	12,70	5,16	12,70	4,76	0,40	7026368
SNMG120408FN	12,70	5,16	12,70	4,76	0,80	7026369
SNMG120412FN	12,70	5,16	12,70	4,76	1,20	7026370



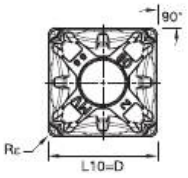

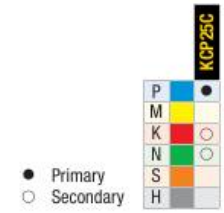

SNMG-MV

ISO Catalog Number	D	D1	L10	S	Rε	KCP25C
SNMG090308MV	9,53	3,81	9,53	3,18	0,80	7036165
SNMG120404MV	12,70	5,16	12,70	4,76	0,40	7036166
SNMG120408MV	12,70	5,16	12,70	4,76	0,80	7036167
SNMG120412MV	12,70	5,16	12,70	4,76	1,20	7036168
SNMG120416MV	12,70	5,16	12,70	4,76	1,60	7036169
SNMG150612MV	15,88	6,35	15,88	6,35	1,20	7036180
SNMG150616MV	15,88	6,35	15,88	6,35	1,60	7036181
SNMG190612MV	19,05	7,93	19,05	6,35	1,20	7036182
SNMG190616MV	19,05	7,93	19,05	6,35	1,60	7036183



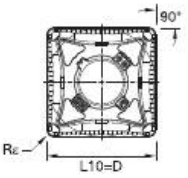

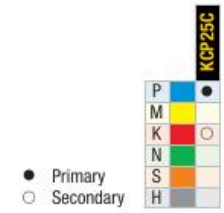

SNMG-MN

ISO Catalog Number	D	D1	L10	S	Rε	KCP25C
SNMG090308MN	9,53	3,81	9,53	3,18	0,80	7026431
SNMG120404MN	12,70	5,16	12,70	4,76	0,40	7026432
SNMG120408MN	12,70	5,16	12,70	4,76	0,80	7026433
SNMG120412MN	12,70	5,16	12,70	4,76	1,20	7026434
SNMG120416MN	12,70	5,16	12,70	4,76	1,60	7026435
SNMG150612MN	15,88	6,35	15,88	6,35	1,20	7026436
SNMG150616MN	15,88	6,35	15,88	6,35	1,60	7026437
SNMG190612MN	19,05	7,93	19,05	6,35	1,20	7026438
SNMG190616MN	19,05	7,93	19,05	6,35	1,60	7278006



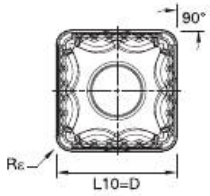

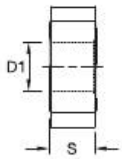

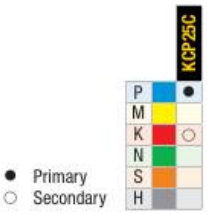

SNMG-MG

ISO Catalog Number	D	D1	L10	S	Rε	KCP25C
SNMG120416MG	12,70	5,16	12,70	4,76	1,60	7089528



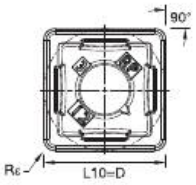

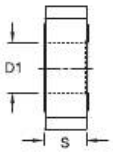

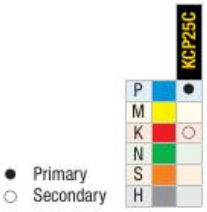

SNMG-RP

ISO Catalog Number	D	D1	L10	S	Rε	KCP25C
SNMG120408RP	12,70	5,16	12,70	4,76	0,80	7026670
SNMG120412RP	12,70	5,16	12,70	4,76	1,20	7026671
SNMG150612RP	15,88	6,35	15,88	6,35	1,20	7026672
SNMG150616RP	15,88	6,35	15,88	6,35	1,60	7026673
SNMG190612RP	19,05	7,92	19,05	6,35	1,20	7026674
SNMG190616RP	19,05	7,92	19,05	6,35	1,60	7026676



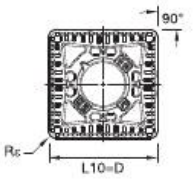

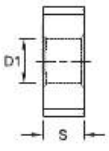

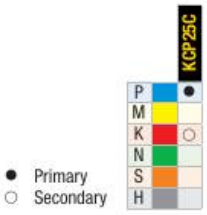

SNMG-RN

ISO Catalog Number	D	D1	L10	S	Rε	KCP25C
SNMG120408RN	12,70	5,16	12,70	4,76	0,80	7026677
SNMG120412RN	12,70	5,16	12,70	4,76	1,20	7026678
SNMG120416RN	12,70	5,16	12,70	4,76	1,60	7026679
SNMG150608RN	15,88	6,35	15,88	6,35	0,80	7278005
SNMG150612RN	15,88	6,35	15,88	6,35	1,20	7026680
SNMG150616RN	15,88	6,35	15,88	6,35	1,60	7026681
SNMG190608RN	19,05	7,93	19,05	6,35	0,80	7089586
SNMG190612RN	19,05	7,93	19,05	6,35	1,20	7026682
SNMG190616RN	19,05	7,93	19,05	6,35	1,60	7026683
SNMG190624RN	19,05	7,93	19,05	6,35	2,40	7278007
SNMG250924RN	25,40	9,12	25,40	9,55	2,40	7089529



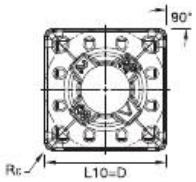

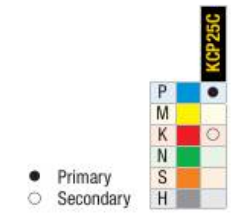

SNMM-RP

ISO Catalog Number	D	D1	L10	S	Rε	KCP25C
SNMM120408RP	12,70	5,16	12,70	4,76	0,80	7088899
SNMM120412RP	12,70	5,16	12,70	4,76	1,20	7088902
SNMM190624RP	19,05	7,93	19,05	6,35	2,40	7088867
SNMM250724RP	25,40	9,12	25,40	7,94	2,40	7088053
SNMM250924RP	25,40	9,12	25,40	9,53	2,40	7088036



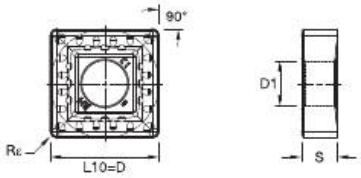

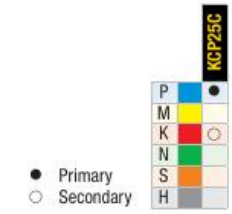

SNMM-RM

ISO Catalog Number	D	D1	L10	S	Rε	KCP25C
SNMM120408RM	12,70	5,16	12,70	4,76	0,80	7088900
SNMM120412RM	12,70	5,16	12,70	4,76	1,20	7088868
SNMM150612RM	15,88	6,35	15,88	6,35	1,20	7088888
SNMM150616RM	15,88	6,35	15,88	6,35	1,60	7088855
SNMM190612RM	19,05	7,93	19,05	6,35	1,20	7088836
SNMM190616RM	19,05	7,93	19,05	6,35	1,60	7088865
SNMM190624RM	19,05	7,93	19,05	6,35	2,40	7088840
SNMM250724RM	25,40	9,12	25,40	7,94	2,40	7088028
SNMM250924RM	25,40	9,12	25,40	9,53	2,40	7088026



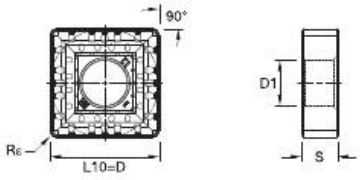

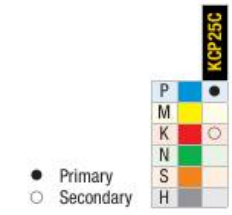

SNMM-RH

ISO Catalog Number	D	D1	L10	S	Rε	KCP25C
SNMM190612RH	19,05	7,93	19,05	6,35	1,20	7088883
SNMM190616RH	19,05	7,93	19,05	6,35	1,60	7088862
SNMM190624RH	19,05	7,93	19,05	6,35	2,40	7088838
SNMM250724RH	25,40	9,12	25,40	7,94	2,40	7088015
SNMM250732RH	25,40	9,12	25,40	7,94	3,20	7088016
SNMM250924RH	25,40	9,12	25,40	9,53	2,40	7088030



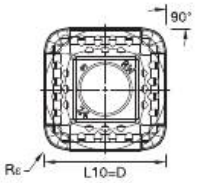

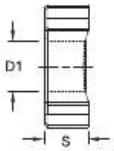



● Primary
○ Secondary

SNMM-RW

ISO Catalog Number	D	D1	L10	S	Rε	KCP25C
SNMM190624RW	19,05	7,93	19,05	6,35	2,40	7088058
SNMM250724RW	25,40	9,12	25,40	7,94	2,40	7088059

Note: Wiper Geometry



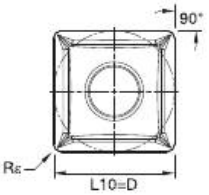

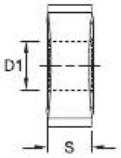



● Primary
○ Secondary

SNMP-K

ISO Catalog Number	D	D1	L10	S	Rε	KCP25C
SNMP120408K	12,70	5,16	12,70	4,76	0,80	7089530



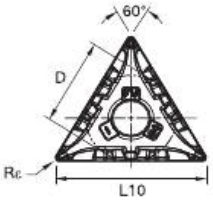

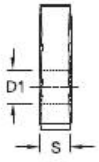



● Primary
○ Secondary

TNMG-FV

ISO Catalog Number	D	D1	L10	S	Rε	KCP25C
TNMG160404FV	9,53	3,81	16,50	4,76	0,40	7064037
TNMG160408FV	9,53	3,81	16,50	4,76	0,80	7064038
TNMG160412FV	9,53	3,81	16,50	4,76	1,20	7064039
TNMG220404FV	12,70	5,16	22,00	4,76	0,40	7064040
TNMG220408FV	12,70	5,16	22,00	4,76	0,80	7064041



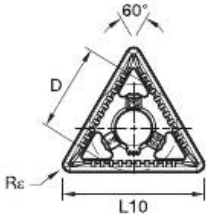

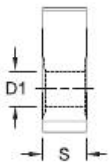



● Primary
○ Secondary

TNMG-FN

ISO Catalog Number	D	D1	L10	S	Rε	KCP25C
TNMG110304FN	6,35	2,26	11,00	3,18	0,40	7089587
TNMG160404FN	9,53	3,81	16,50	4,76	0,40	7026371
TNMG160408FN	9,53	3,81	16,50	4,76	0,80	7026372
TNMG160412FN	9,53	3,81	16,50	4,76	1,20	7089590
TNMG220404FN	12,70	5,16	22,00	4,76	0,40	7089612
TNMG220408FN	12,70	5,16	22,00	4,76	0,80	7089613



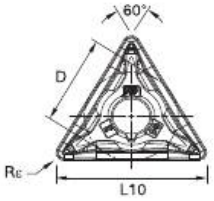

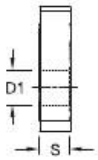



● Primary
○ Secondary

TNMG-MP

ISO Catalog Number	D	D1	L10	S	Rε	KCP25C
TNMG160408MP	9,53	3,81	16,50	4,76	0,80	7088071



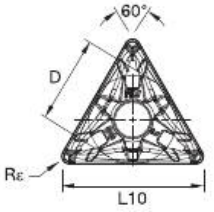

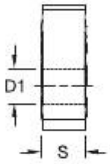



● Primary
○ Secondary

TNMG-MV

ISO Catalog Number	D	D1	L10	S	Rε	KCP25C
TNMG160404MV	9,53	3,81	16,50	4,76	0,40	7036170
TNMG160408MV	9,53	3,81	16,50	4,76	0,80	7036171
TNMG160412MV	9,53	3,81	16,50	4,76	1,20	7036172
TNMG220404MV	12,70	5,16	22,00	4,76	0,40	7036184
TNMG220408MV	12,70	5,16	22,00	4,76	0,80	7036185
TNMG220412MV	12,70	5,16	22,00	4,76	1,20	7036186



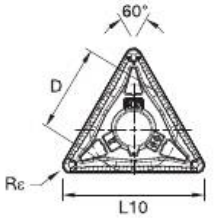

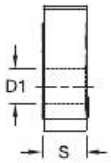



● Primary
○ Secondary

TNMG-MN

ISO Catalog Number	D	D1	L10	S	Rε	KCP25C
TNMG160404MN	9,53	3,81	16,50	4,76	0,40	7026439
TNMG160408MN	9,53	3,81	16,50	4,76	0,80	7026440
TNMG160412MN	9,53	3,81	16,50	4,76	1,20	7026443
TNMG220404MN	12,70	5,16	22,00	4,76	0,40	7026447
TNMG220408MN	12,70	5,16	22,00	4,76	0,80	7026448
TNMG220412MN	12,70	5,16	22,00	4,76	1,20	7026449



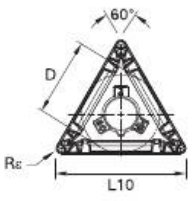

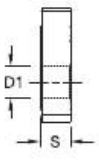



● Primary
○ Secondary

TNMG-MR

ISO Catalog Number	D	D1	L10	S	Rε	KCP25C
TNMG160408MR	9,53	3,81	16,50	4,76	0,80	7089588
TNMG160412MR	9,53	3,81	16,50	4,76	1,20	7089531
TNMG220408MR	12,70	5,16	22,00	4,76	0,80	7089533



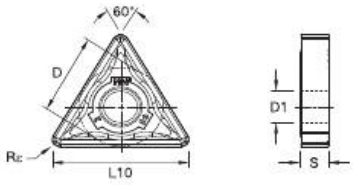



TNMG-MW

● Primary
○ Secondary

ISO Catalog Number	D	D1	L10	S	Rε	KCP25C
TNMG160408MW	9,53	3,81	16,50	4,76	0,80	7089589
TNMG160412MW	9,53	3,81	16,50	4,76	1,20	7089532

Note: Wiper Geometry



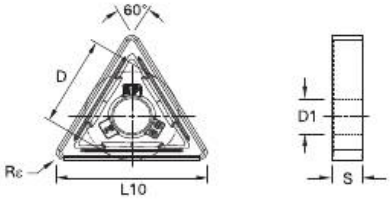



TNMG-RP

● Primary
○ Secondary

ISO Catalog Number	D	D1	L10	S	Rε	KCP25C
TNMG160408RP	9,53	3,81	16,50	4,76	0,80	7026684
TNMG160412RP	9,53	3,81	16,50	4,76	1,20	7026685
TNMG220408RP	12,70	5,16	22,00	4,76	0,80	7026686
TNMG220412RP	12,70	5,16	22,00	4,76	1,20	7026688
TNMG220416RP	12,70	5,16	22,00	4,76	1,60	7026689
TNMG220432RP	12,70	5,16	22,00	4,76	3,20	7089534
TNMG270612RP	15,88	6,35	27,50	6,35	1,20	7089536



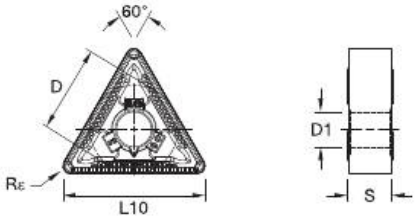



TNMG-RN

● Primary
○ Secondary

ISO Catalog Number	D	D1	L10	S	Rε	KCP25C
TNMG160408RN	9,53	3,81	16,50	4,76	0,80	7026690
TNMG160412RN	9,53	3,81	16,50	4,76	1,20	7026701
TNMG220408RN	12,70	5,16	22,00	4,76	0,80	7026702
TNMG220412RN	12,70	5,16	22,00	4,76	1,20	7026703
TNMG220416RN	12,70	5,16	22,00	4,76	1,60	7026705
TNMG270608RN	15,88	6,35	27,50	6,35	0,80	7278008
TNMG270612RN	15,88	6,35	27,50	6,35	1,20	7089535
TNMG270616RN	15,88	6,35	27,50	6,35	1,60	7278009
TNMG330924RN	19,05	7,93	33,00	9,53	2,40	7089537



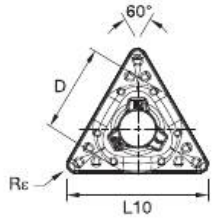

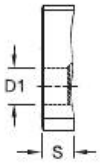



● Primary
○ Secondary

TNMM-RP

ISO Catalog Number	D	D1	L10	S	Rε	KCP25C
TNMM220412RP	12,70	5,16	22,00	4,76	1,20	7088897



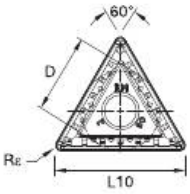

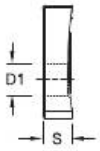



● Primary
○ Secondary

TNMM-RM

ISO Catalog Number	D	D1	L10	S	Rε	KCP25C
TNMM160408RM	9,53	3,81	16,50	4,76	0,80	7088864
TNMM160412RM	9,53	3,81	16,50	4,76	1,20	7088884
TNMM220408RM	12,70	5,16	22,00	4,76	0,80	7088898
TNMM220412RM	12,70	5,16	22,00	4,76	1,20	7088895
TNMM220416RM	12,70	5,16	22,00	4,76	1,60	7088892
TNMM270612RM	15,88	6,35	27,50	6,35	1,20	7088853
TNMM270616RM	15,88	6,35	27,50	6,35	1,60	7088896



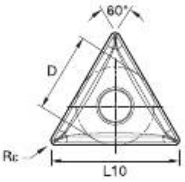

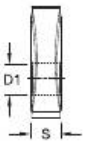



● Primary
○ Secondary

TNMP-K

ISO Catalog Number	D	D1	L10	S	Rε	KCP25C
TNMP160404K	9,53	3,81	16,50	4,76	0,40	7278010
TNMP160408K	9,53	3,81	16,50	4,76	0,80	7089538
TNMP220408K	12,70	5,16	22,00	4,76	0,80	7089539



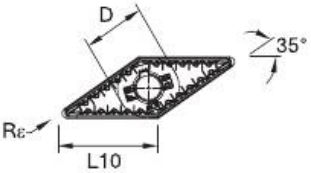

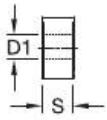



● Primary
○ Secondary

VNMG-FP

ISO Catalog Number	D	D1	L10	S	Rε	KCP25C
VNMG160408FP	9,53	3,81	16,61	4,76	0,80	7089540



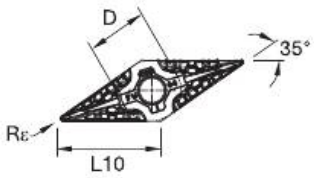

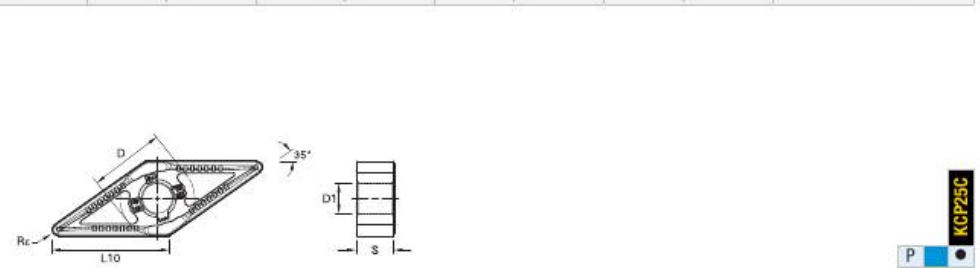

● Primary
○ Secondary

VNMG-FV

ISO Catalog Number	D	D1	L10	S	Rε	KCP25C
VNMG160404FV	9,53	3,81	16,61	4,76	0,40	7064042
VNMG160408FV	9,53	3,81	16,61	4,76	0,80	7064043



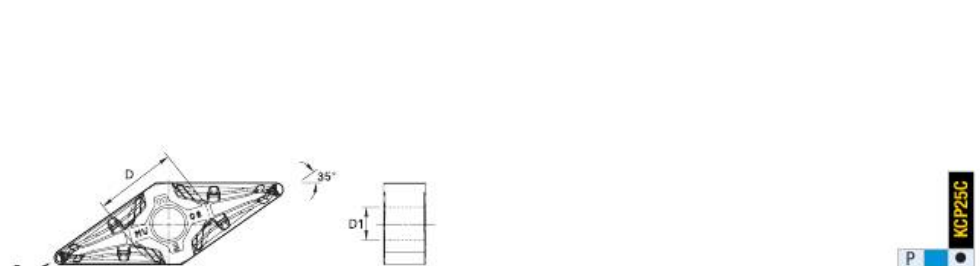

● Primary
○ Secondary

VNMG-FN

ISO Catalog Number	D	D1	L10	S	Rε	KCP25C
VNMG160404FN	9,53	3,81	16,61	4,76	0,40	7026373
VNMG160408FN	9,53	3,81	16,61	4,76	0,80	7026374



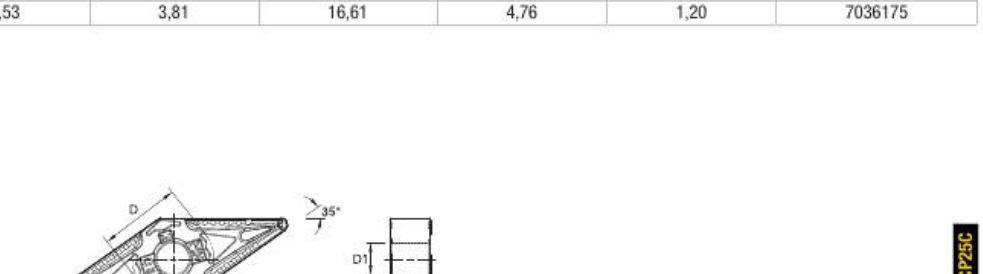

● Primary
○ Secondary

VNMG-MV

ISO Catalog Number	D	D1	L10	S	Rε	KCP25C
VNMG160404MV	9,53	3,81	16,61	4,76	0,40	7036173
VNMG160408MV	9,53	3,81	16,61	4,76	0,80	7036174
VNMG160412MV	9,53	3,81	16,61	4,76	1,20	7036175



● Primary
○ Secondary

VNMG-MN

ISO Catalog Number	D	D1	L10	S	Rε	KCP25C
VNMG160404MN	9,53	3,81	16,61	4,76	0,40	7026450
VNMG160408MN	9,53	3,81	16,61	4,76	0,80	7026451
VNMG160412MN	9,53	3,81	16,61	4,76	1,20	7026452



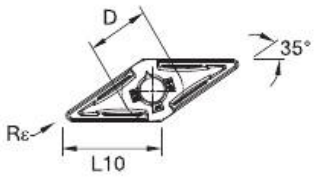

VNMG-RP

● Primary
○ Secondary

ISO Catalog Number	D	D1	L10	S	Rε	KCP25C
VNMG160408RP	9,53	3,81	16,61	4,76	0,80	7026706
VNMG160412RP	9,53	3,81	16,61	4,76	1,20	7026707



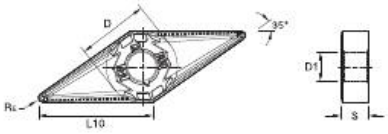

VNMG-RN

● Primary
○ Secondary

ISO Catalog Number	D	D1	L10	S	Rε	KCP25C
VNMG160408RN	9,53	3,81	16,61	4,76	0,80	7089551
VNMG160412RN	9,53	3,81	16,61	4,76	1,20	7089614
VNMG220408RN	12,70	5,16	22,14	4,76	0,80	7089552
VNMG220412RN	12,70	5,16	22,14	4,76	1,20	7089553



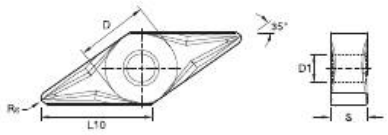

VNMP-K

● Primary
○ Secondary

ISO Catalog Number	D	D1	L10	S	Rε	KCP25C
VNMP160404K	9,53	3,81	16,61	4,76	0,40	7089554
VNMP160408K	9,53	3,81	16,61	4,76	0,80	7089555



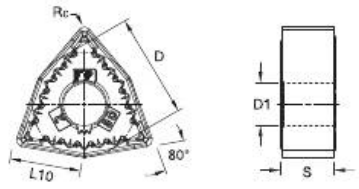

WNMG-FP

● Primary
○ Secondary

ISO Catalog Number	D	D1	L10	S	Rε	KCP25C
WNMG080404FP	12,70	5,16	8,69	4,76	0,40	7089616
WNMG080408FP	12,70	5,16	8,69	4,76	0,80	7089617



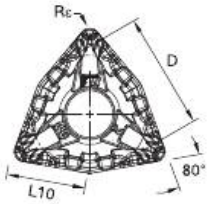



● Primary
○ Secondary

WNMG-FV

ISO Catalog Number	D	D1	L10	S	Rε	KCP25C
WNMG060408FV	9,53	3,81	6,52	4,76	0,80	7064044
WNMG080404FV	12,70	5,16	8,69	4,76	0,40	7064045
WNMG080408FV	12,70	5,16	8,69	4,76	0,80	7064046



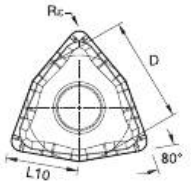



● Primary
○ Secondary

WNMG-FM

ISO Catalog Number	D	D1	L10	S	Rε	KCP25C
WNMG080412FM	12,70	5,16	8,69	4,76	1,20	7089560



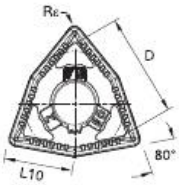



● Primary
○ Secondary

WNMG-FN

ISO Catalog Number	D	D1	L10	S	Rε	KCP25C
WNMG060408FN	9,53	3,81	6,52	4,76	0,80	7026375
WNMG080404FN	12,70	5,16	8,69	4,76	0,40	7026376
WNMG080408FN	12,70	5,16	8,69	4,76	0,80	7026377



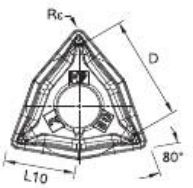



● Primary
○ Secondary

WNMG-MP

ISO Catalog Number	D	D1	L10	S	Rε	KCP25C
WNMG080408MP	12,70	5,16	8,69	4,76	0,80	7089557
WNMG080412MP	12,70	5,16	8,69	4,76	1,20	7089618



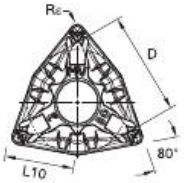

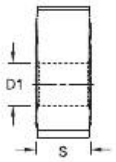



● Primary
○ Secondary

WNMG-MV

ISO Catalog Number	D	D1	L10	S	Rε	KCP25C
WNMG060408MV	9,53	3,81	6,52	4,76	0,80	7036176
WNMG060412MV	9,53	3,81	6,52	4,76	1,20	7036187
WNMG080408MV	12,70	5,16	8,69	4,76	0,80	7036177
WNMG080412MV	12,70	5,16	8,69	4,76	1,20	7036178
WNMG080416MV	12,70	5,16	8,69	4,76	1,60	7036179



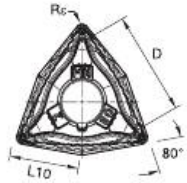

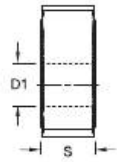



● Primary
○ Secondary

WNMG-MN

ISO Catalog Number	D	D1	L10	S	Rε	KCP25C
WNMG060404MN	9,53	3,81	6,52	4,76	0,40	7089615
WNMG060408MN	9,53	3,81	6,52	4,76	0,80	7026453
WNMG080408MN	12,70	5,16	8,69	4,76	0,80	7026454
WNMG080412MN	12,70	5,16	8,69	4,76	1,20	7026455
WNMG080416MN	12,70	5,16	8,69	4,76	1,60	7026456



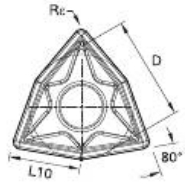

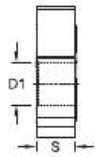



● Primary
○ Secondary

WNMG-MG

ISO Catalog Number	D	D1	L10	S	Rε	KCP25C
WNMG080408MG	12,70	5,16	8,69	4,76	0,80	7089556



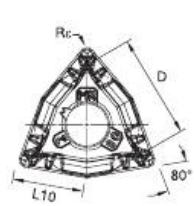

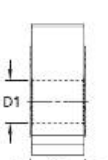



● Primary
○ Secondary

WNMG-MR

ISO Catalog Number	D	D1	L10	S	Rε	KCP25C
WNMG080408MR	12,70	5,16	8,69	4,76	0,80	7089558
WNMG080412MR	12,70	5,16	8,69	4,76	1,20	7089561



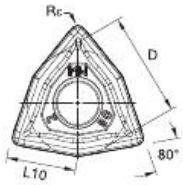

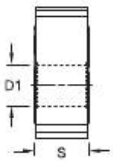



● Primary
○ Secondary

WNMG-MW

ISO Catalog Number	D	D1	L10	S	RE	KCP25C
WNMG080408MW	12,70	5,16	8,69	4,76	0,80	7089559
WNMG080412MW	12,70	5,16	8,69	4,76	1,20	7089562

Note: Wiper Geometry



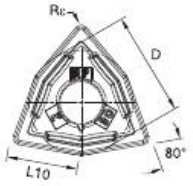

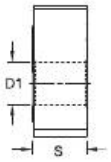



● Primary
○ Secondary

WNMG-RP

ISO Catalog Number	D	D1	L10	S	RE	KCP25C
WNMG060408RP	9,53	3,81	6,52	4,76	0,80	7026708
WNMG060412RP	9,53	3,81	6,52	4,76	1,20	7026709
WNMG080408RP	12,70	5,16	8,69	4,76	0,80	7026712
WNMG080412RP	12,70	5,16	8,69	4,76	1,20	7026713
WNMG080416RP	12,70	5,16	8,69	4,76	1,60	7026714



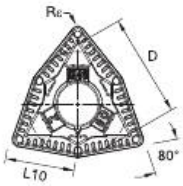

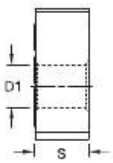



● Primary
○ Secondary

WNMG-RN

ISO Catalog Number	D	D1	L10	S	RE	KCP25C
WNMG060408RN	9,53	3,81	6,52	4,76	0,80	7026710
WNMG060412RN	9,53	3,81	6,52	4,76	1,20	7026711
WNMG080408RN	12,70	5,16	8,69	4,76	0,80	7026715
WNMG080412RN	12,70	5,16	8,69	4,76	1,20	7026716
WNMG080416RN	12,70	5,16	8,69	4,76	1,60	7026717

Screw-On

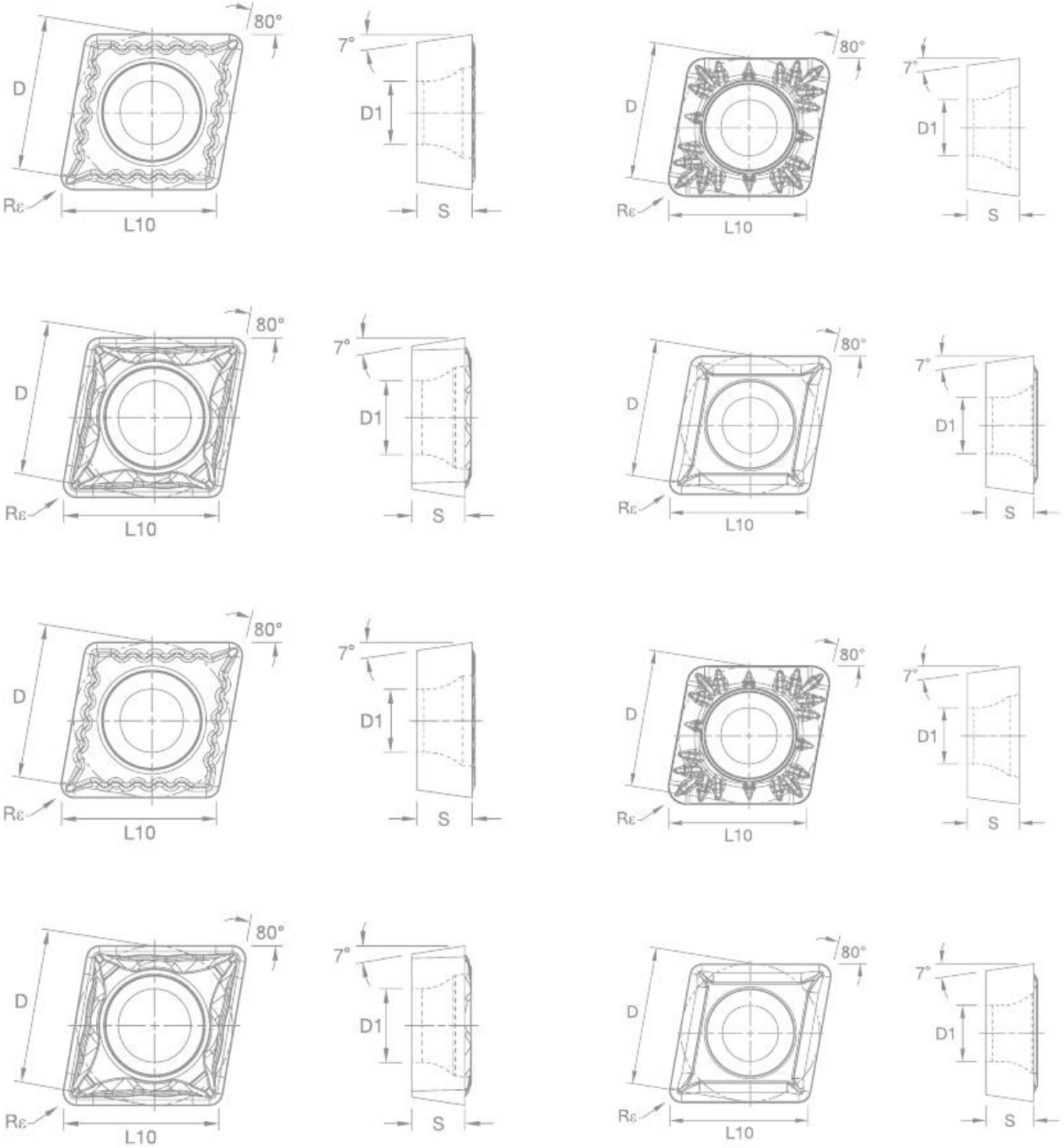



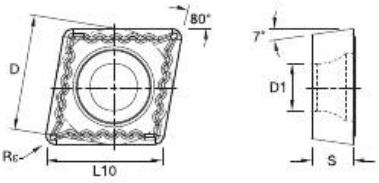

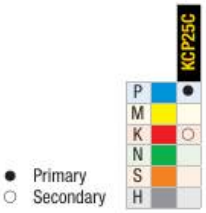

CCMT-UF

● Primary
○ Secondary

ISO Catalog Number	D	D1	L10	S	Rε	KCP25C
CCMT060204UF	6,35	2,80	6,45	2,38	0,40	7088680
CCMT09T304UF	9,53	4,40	9,67	3,97	0,40	7088702



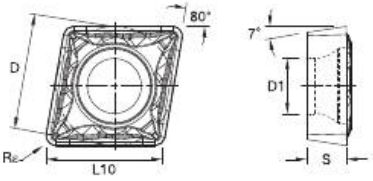

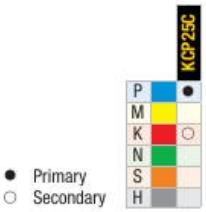

CCMT-FP

● Primary
○ Secondary

ISO Catalog Number	D	D1	L10	S	Rε	KCP25C
CCMT060202FP	6,35	2,80	6,45	2,38	0,20	7088669
CCMT060204FP	6,35	2,80	6,45	2,38	0,40	7026457
CCMT060208FP	6,35	2,80	6,45	2,38	0,80	7026458
CCMT09T302FP	9,53	4,40	9,67	3,97	0,20	7026531
CCMT09T304FP	9,53	4,40	9,67	3,97	0,40	7026532
CCMT09T308FP	9,53	4,40	9,67	3,97	0,80	7026533
CCMT120404FP	12,70	5,50	12,90	4,76	0,40	7026537
CCMT120408FP	12,70	5,50	12,90	4,76	0,80	7026538



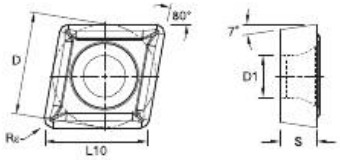

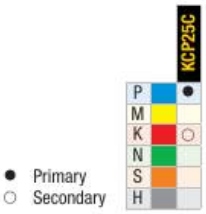

CCMT-LF

● Primary
○ Secondary

ISO Catalog Number	D	D1	L10	S	Rε	KCP25C
CCMT060202LF	6,35	2,90	6,45	2,38	0,20	7088703
CCMT060204LF	6,35	2,90	6,45	2,38	0,40	7088288
CCMT060208LF	6,35	2,80	6,45	2,38	0,80	7088671
CCMT09T302LF	9,53	4,40	9,67	3,97	0,20	7088681
CCMT09T304LF	9,53	4,40	9,67	3,97	0,40	7088652
CCMT09T308LF	9,53	4,40	9,67	3,97	0,80	7088280
CCMT120404LF	12,70	5,50	12,90	4,76	0,40	7088682
CCMT120408LF	12,70	5,50	12,90	4,76	0,80	7088287
CCMT120412LF	12,70	5,50	12,90	4,76	1,20	7088210



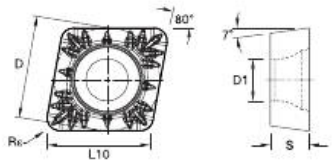

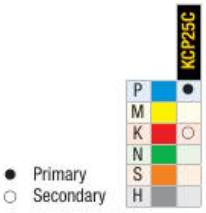

CCMT-MP

● Primary
○ Secondary

ISO Catalog Number	D	D1	L10	S	Rε	KCP25C
CCMT060204MP	6,35	2,80	6,45	2,38	0,40	7088670
CCMT09T304MP	9,53	4,40	9,67	3,97	0,40	7088667
CCMT09T308MP	9,53	4,40	9,67	3,97	0,80	7088661
CCMT09T312MP	9,53	4,40	9,67	3,97	1,20	7088684
CCMT120408MP	12,70	5,50	12,90	4,76	0,80	7088654



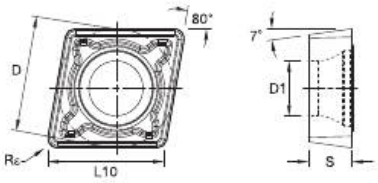



CCMT-MF

● Primary
○ Secondary

ISO Catalog Number	D	D1	L10	S	Rε	KCP25C
CCMT060204MF	6,35	2,80	6,45	2,38	0,40	7026459
CCMT060208MF	6,35	2,80	6,45	2,38	0,80	7026460
CCMT09T304MF	9,53	4,40	9,67	3,97	0,40	7026534
CCMT09T308MF	9,53	4,40	9,67	3,97	0,80	7026535
CCMT09T312MF	9,53	4,40	9,67	3,97	1,20	7026536
CCMT120408MF	12,70	5,50	12,90	4,76	0,80	7026539
CCMT120412MF	12,70	5,50	12,90	4,76	1,20	7026540



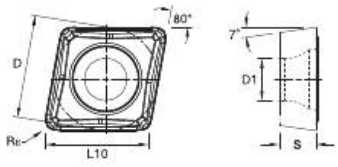



CCMT-FW

● Primary
○ Secondary

ISO Catalog Number	D	D1	L10	S	Rε	KCP25C
CCMT060204FW	6,35	2,80	6,45	2,38	0,40	7088685
CCMT09T304FW	9,53	4,40	9,67	3,97	0,40	7088687

Note: Wiper Geometry



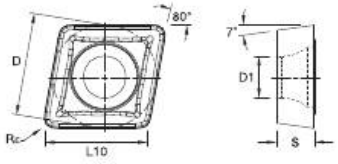



CCMT-MW

● Primary
○ Secondary

ISO Catalog Number	D	D1	L10	S	Rε	KCP25C
CCMT09T308MW	9,53	4,40	9,67	3,97	0,80	7088651
CCMT120408MW	12,70	5,50	12,90	4,76	0,80	7088304

Note: Wiper Geometry



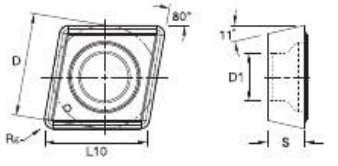



CPGH

● Primary
○ Secondary

ISO Catalog Number	D	D1	L10	S	Rε	KCP25C
CPGH09T302	9,53	4,40	9,67	3,97	0,20	7088674
CPGH09T304	9,53	4,40	9,67	3,97	0,40	7088657
CPGH09T308	9,53	4,40	9,67	3,97	0,80	7088653



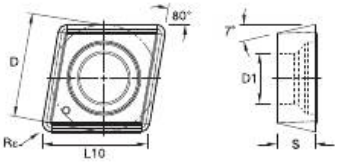



CPGT-K

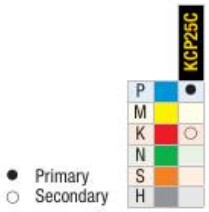

ISO Catalog Number	D	D1	L10	S	Rε	KCP25C
CPGT060202K	6,35	2,80	6,45	2,38	0,20	7088664
CPGT060204K	6,35	2,80	6,45	2,38	0,40	7088655
CPGT060208K	6,35	2,80	6,45	2,38	0,80	7088660

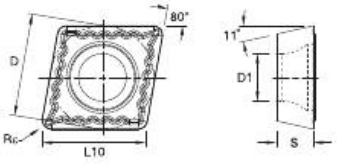

CPMT-UF

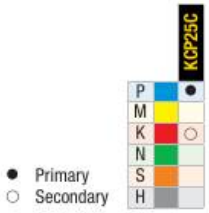

ISO Catalog Number	D	D1	L10	S	Rε	KCP25C
CPMT060204UF	6,35	2,80	6,45	2,38	0,40	7088662
CPMT09T304UF	9,53	4,40	9,67	3,97	0,40	7088675



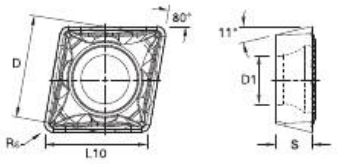

CPMT-FP

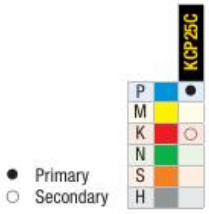

ISO Catalog Number	D	D1	L10	S	Rε	KCP25C
CPMT050204FP	5,56	2,50	5,64	2,38	0,40	7088686
CPMT060202FP	6,35	2,80	6,45	2,38	0,20	7088689
CPMT060204FP	6,35	2,80	6,45	2,38	0,40	7088663
CPMT060208FP	6,35	2,80	6,45	2,38	0,80	7088679
CPMT09T304FP	9,53	4,40	9,67	3,97	0,40	7088665
CPMT09T308FP	9,53	4,40	9,67	3,97	0,80	7088672



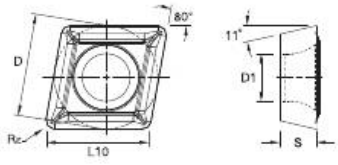

CPMT-LF

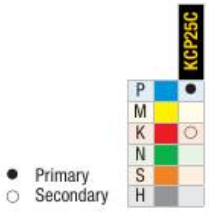

ISO Catalog Number	D	D1	L10	S	Rε	KCP25C
CPMT050204LF	5,56	2,65	5,64	2,38	0,40	7088690
CPMT060202LF	6,35	2,90	6,45	2,38	0,20	7088688
CPMT060204LF	6,35	2,90	6,45	2,38	0,40	7088285
CPMT060208LF	6,35	2,80	6,45	2,38	0,80	7088666
CPMT09T302LF	9,53	4,40	9,67	3,97	0,20	7088683
CPMT09T304LF	9,53	4,40	9,67	3,97	0,40	7088668
CPMT09T308LF	9,53	4,40	9,67	3,97	0,80	7088658



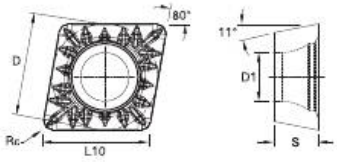



CPMT-MP

● Primary
○ Secondary

ISO Catalog Number	D	D1	L10	S	Rε	KCP25C
CPMT060208MP	6,35	2,80	6,45	2,38	0,80	7088676
CPMT09T308MP	9,53	4,40	9,67	3,97	0,80	7088677

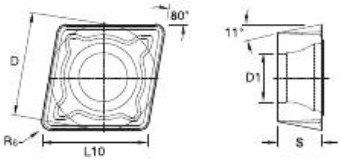

CPMT-MF

● Primary
○ Secondary

ISO Catalog Number	D	D1	L10	W	S	Rε	KCP25C
CPMT060208MF	6,35	2,80	6,45	NaN	2,38	0,80	7088678
CPMT09T308MF	9,53	4,40	9,67	9,53	3,97	0,80	7088656
CPMT09T312MF	9,53	4,40	9,67	NaN	3,97	1,20	7088701



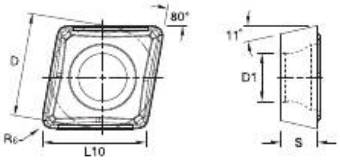

CPMT-FW

● Primary
○ Secondary

ISO Catalog Number	D	D1	L10	S	Rε	KCP25C
CPMT060208FW	6,35	2,80	6,45	2,38	0,80	7088704
CPMT09T308FW	9,53	4,40	9,67	3,97	0,80	7088659

Note: Wiper Geometry



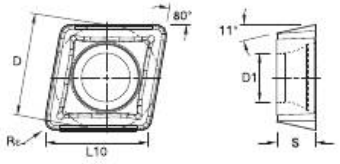

CPMT-MW

● Primary
○ Secondary

ISO Catalog Number	D	D1	L10	S	Rε	KCP25C
CPMT09T308MW	9,53	4,40	9,67	3,97	0,80	7088673

Note: Wiper Geometry



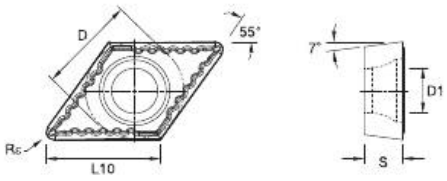



DCMT-UF

ISO Catalog Number	D	D1	L10	S	Rε	KCP25C
DCMT070204UF	6,35	2,80	7,75	2,38	0,40	7088786
DCMT11T304UF	9,53	4,40	11,63	3,97	0,40	7088782
DCMT11T308UF	9,53	4,40	11,63	3,97	0,80	7088305



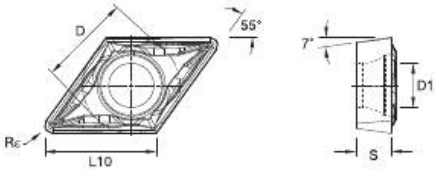



DCMT-FP

ISO Catalog Number	D	D1	L10	S	Rε	KCP25C
DCMT070202FP	6,35	2,80	7,75	2,38	0,20	7026541
DCMT070204FP	6,35	2,80	7,75	2,38	0,40	7026542
DCMT070208FP	6,35	2,80	7,75	2,38	0,80	7026543
DCMT11T302FP	9,53	4,40	11,63	3,97	0,20	7026544
DCMT11T304FP	9,53	4,40	11,63	3,97	0,40	7026545
DCMT11T308FP	9,53	4,40	11,63	3,97	0,80	7026546



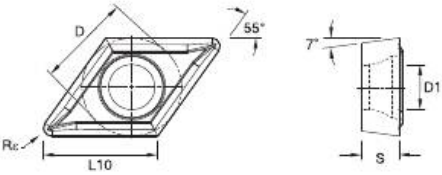



DCMT-LF

ISO Catalog Number	D	D1	L10	S	Rε	KCP25C
DCMT070202LF	6,35	2,80	7,75	2,38	0,20	7088784
DCMT070204LF	6,35	2,90	7,75	2,38	0,40	7088743
DCMT11T302LF	9,53	4,40	11,63	3,97	0,20	7088783
DCMT11T304LF	9,53	4,40	11,63	3,97	0,40	7088206
DCMT11T308LF	9,53	4,40	11,63	3,97	0,80	7088281
DCMT11T312LF	9,53	4,40	11,63	3,97	1,20	7088303
DCMT150404LF	12,70	5,50	15,50	4,76	0,40	7088739
DCMT150408LF	12,70	5,50	15,50	4,76	0,80	7088741



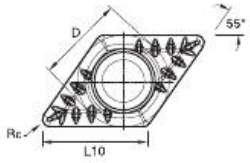



● Primary
○ Secondary

DCMT-MP

ISO Catalog Number	D	D1	L10	S	Rε	KCP25C
DCMT11T304MP	9,53	4,40	11,63	3,97	0,40	7088763
DCMT11T308MP	9,53	4,40	11,63	3,97	0,80	7088766
DCMT11T312MP	9,53	4,40	11,63	3,97	1,20	7088788



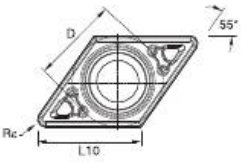



● Primary
○ Secondary

DCMT-MF

ISO Catalog Number	D	D1	L10	S	Rε	KCP25C
DCMT11T304MF	9,53	4,40	11,63	3,97	0,40	7026547
DCMT11T308MF	9,53	4,40	11,63	3,97	0,80	7026548
DCMT11T312MF	9,53	4,40	11,63	3,97	1,20	7026549



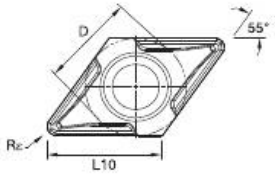



● Primary
○ Secondary

DCMT-FW

ISO Catalog Number	D	D1	L10	S	Rε	KCP25C
DCMT11T304FW	9,53	4,40	11,63	3,97	0,40	7088748
DCMT11T308FW	9,53	4,40	11,63	3,97	0,80	7088746

Note: Wiper Geometry



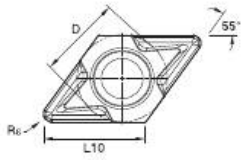



● Primary
○ Secondary

DCMT-MW

ISO Catalog Number	D	D1	L10	S	Rε	KCP25C
DCMT11T308MW	9,53	4,40	11,63	3,97	0,80	7088745

Note: Wiper Geometry



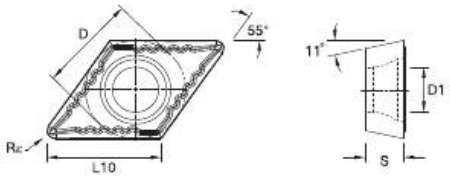

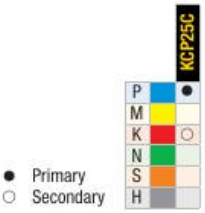

DPMT-UF

● Primary
○ Secondary

ISO Catalog Number	D	D1	L10	S	Rε	KCP25C
DPMT070204UF	6,35	2,80	7,75	2,38	0,40	7088749



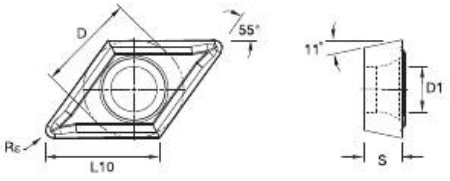

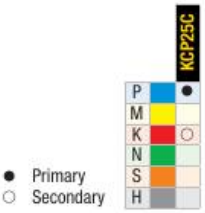

DPMT-LF

● Primary
○ Secondary

ISO Catalog Number	D	D1	L10	S	Rε	KCP25C
DPMT070204LF	6,35	2,80	7,75	2,38	0,40	7088750
DPMT11T304LF	9,53	4,40	11,63	3,97	0,40	7088771
DPMT11T308LF	9,53	4,40	11,63	3,97	0,80	7088737



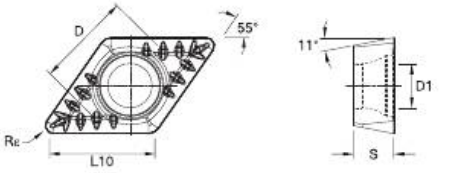

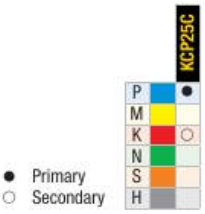

DPMT-MP

● Primary
○ Secondary

ISO Catalog Number	D	D1	L10	S	Rε	KCP25C
DPMT11T308MP	9,53	4,40	11,63	3,97	0,80	7088740



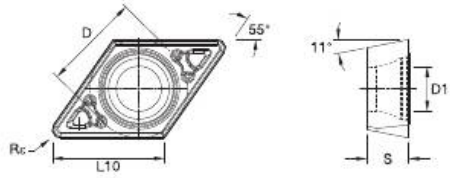

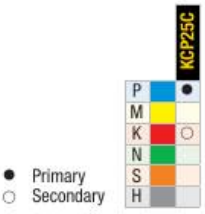

DPMT-MF

● Primary
○ Secondary

ISO Catalog Number	D	D1	L10	S	Rε	KCP25C
DPMT11T308MF	9,53	4,40	11,63	3,97	0,80	7088302





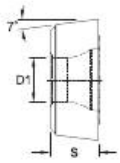

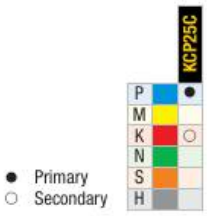

RCMT-UP

ISO Catalog Number	D	D1	S	KCP25C
RCMT1204M0UP	12,00	4,40	4,76	7088273
RCMT1606M0UP	16,00	5,50	6,35	7088035
RCMT2006M0UP	20,00	6,50	6,35	7088032



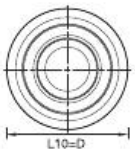

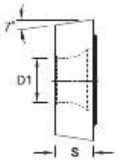

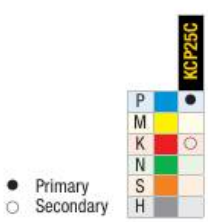

RCMT

ISO Catalog Number	D	D1	S	KCP25C
RCMT060200	6,35	2,80	2,38	7088770
RCMT0602M0	6,00	2,80	2,38	7088780
RCMT0803M0	8,00	3,40	3,18	7088736
RCMT09T300	9,53	4,40	3,97	7088761
RCMT10T3M0	10,00	4,40	3,97	7088773
RCMT1204M0	12,00	4,40	4,76	7088279
RCMT1605M0	16,00	5,50	5,56	7088762
RCMT2006M0	20,00	6,50	6,35	7088768



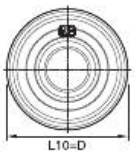

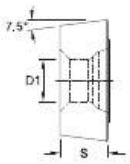

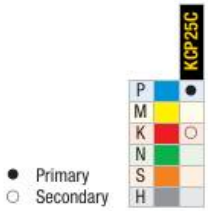

RCMT-RP

ISO Catalog Number	D	D1	S	KCP25C
RCMT1204M0RP	12,00	4,40	4,76	7088019
RCMT1606M0RP	16,00	5,50	6,35	7088029
RCMT2006M0RP	20,00	6,50	6,35	7088038



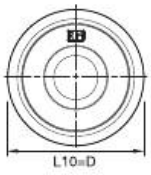

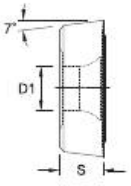

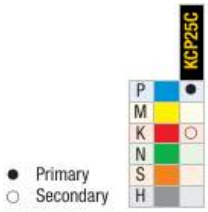

RCMT-RM

ISO Catalog Number	D	D1	S	KCP25C
RCMT2006M0RM	20,00	6,50	6,35	7088012



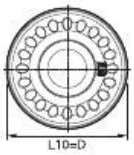

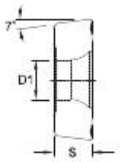



● Primary
○ Secondary

RCMT-RH

ISO Catalog Number	D	D1	S	KCP25C
RCMT2006M0RH	20,00	6,50	6,35	7088011



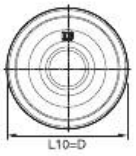

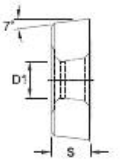



● Primary
○ Secondary

RCMX-RP

ISO Catalog Number	D	D1	S	KCP25C
RCMX1003M0RP	10,00	3,80	3,18	7088040
RCMX2507M0RP	25,00	7,55	7,94	7088054



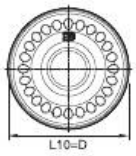

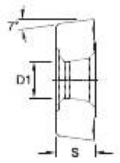



● Primary
○ Secondary

RCMX-RH

ISO Catalog Number	D	D1	S	KCP25C
RCMX2507M0RH	25,00	7,55	7,94	7088022
RCMX3209M0RH	32,00	10,20	9,53	7088056



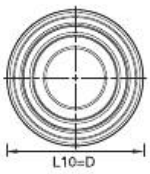

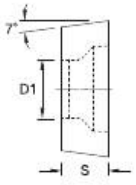



● Primary
○ Secondary

RCGH

ISO Catalog Number	D	D1	S	KCP25C
RCGH120400	12,70	5,50	4,76	7088764



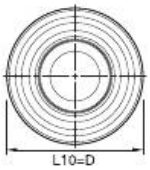

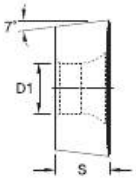



● Primary
○ Secondary

RCGT-RP

ISO Catalog Number	D	D1	S	KCP25C
RCGT0602M0RP	6,00	2,85	2,38	7088055
RCGT0803M0RP	8,00	3,40	3,18	7088033
RCGT1204M0RP	12,00	4,40	4,76	7088052



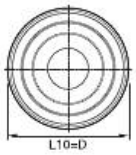

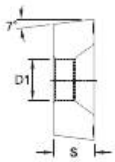



● Primary
○ Secondary

RCMH-K

ISO Catalog Number	D	D1	S	KCP25C
RCMH120400K	12,70	4,57	4,76	7088775
RCMH190600K	19,05	6,40	6,35	7088742
RCMH250900K	25,40	9,12	9,53	7088767



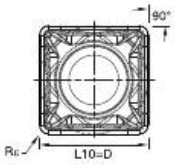

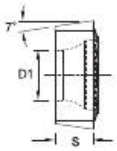



● Primary
○ Secondary

SCMT-FP

ISO Catalog Number	D	D1	L10	W	S	Rε	KCP25C
SCMT09T304FP	9,53	4,40	9,53	9,53	3,97	0,40	7026550
SCMT09T308FP	9,53	4,40	9,53	NaN	3,97	0,80	7026551
SCMT120404FP	12,70	5,50	12,70	NaN	4,76	0,40	7026554
SCMT120408FP	12,70	5,50	12,70	NaN	4,76	0,80	7026555
SCMT120412FP	12,70	5,50	12,70	NaN	4,76	1,20	7088832



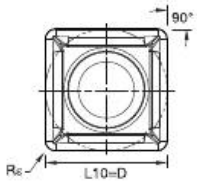

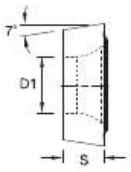



● Primary
○ Secondary

SCMT-LF

ISO Catalog Number	D	D1	L10	W	S	Rε	KCP25C
SCMT09T304LF	9,53	4,40	9,53	NaN	3,97	0,40	7088825
SCMT09T308LF	9,53	4,40	9,53	NaN	3,97	0,80	7088278
SCMT120404LF	12,70	5,50	12,70	NaN	4,76	0,40	7088829
SCMT120408LF	12,70	5,50	12,70	NaN	4,76	0,80	7088804
SCMT120412LF	12,70	5,50	12,70	12,70	4,76	1,20	7088828



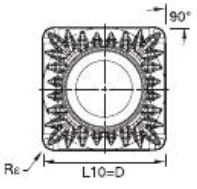

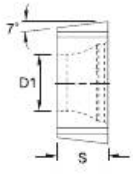



● Primary
○ Secondary

SCMT-MP

ISO Catalog Number	D	D1	L10	S	Rε	KCP25C
SCMT09T304MP	9,53	4,40	9,53	3,97	0,40	7088728
SCMT09T308MP	9,53	4,40	9,53	3,97	0,80	7088723
SCMT120408MP	12,70	5,50	12,70	4,76	0,80	7088725



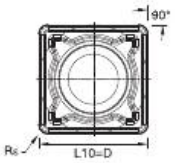



SCMT-MF

● Primary
○ Secondary

ISO Catalog Number	D	D1	L10	S	Rε	KCP25C
SCMT09T308MF	9,53	4,40	9,53	3,97	0,80	7026552
SCMT09T312MF	9,53	4,40	9,53	3,97	1,20	7026553
SCMT120404MF	12,70	5,50	12,70	4,76	0,40	7026556
SCMT120408MF	12,70	5,50	12,70	4,76	0,80	7026557
SCMT120412MF	12,70	5,50	12,70	4,76	1,20	7026558



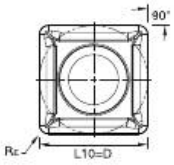



SPMT-LF

● Primary
○ Secondary

ISO Catalog Number	D	D1	L10	S	Rε	KCP25C
SPMT09T304LF	9,53	4,40	9,53	3,97	0,40	7088823
SPMT09T308LF	9,53	4,40	9,53	3,97	0,80	7088816



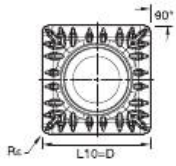



SPMT-MP

● Primary
○ Secondary

ISO Catalog Number	D	D1	L10	S	Rε	KCP25C
SPMT120408MP	12,70	5,50	12,70	4,76	0,80	7088802



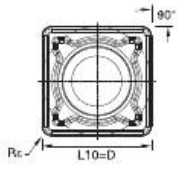



SPMT-MF

● Primary
○ Secondary

ISO Catalog Number	D	D1	L10	S	Rε	KCP25C
SPMT09T308MF	9,53	4,40	9,53	3,97	0,80	7088727
SPMT120408MF	12,70	5,50	12,70	4,76	0,80	7088807



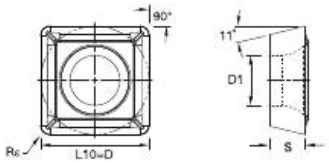



SPGM-K

● Primary
○ Secondary

ISO Catalog Number	D	D1	L10	S	Rε	KCP25C
SPGT060212K	6,35	2,90	6,35	2,38	1,20	7088812



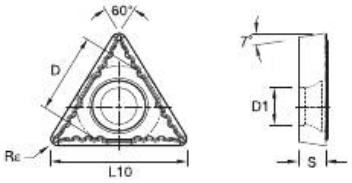



TCMT-UF

● Primary
○ Secondary

ISO Catalog Number	D	D1	L10	S	Rε	KCP25C
TCMT16T308UF	9,53	4,40	16,50	3,97	0,80	7088817



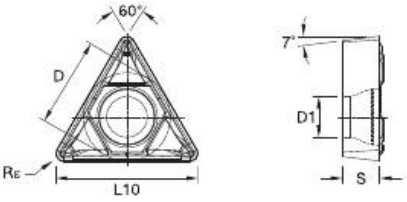



TCMT-FP

● Primary
○ Secondary

ISO Catalog Number	D	D1	L10	S	Rε	KCP25C
TCMT090204FP	5,56	2,50	9,62	2,38	0,40	7026562
TCMT110204FP	6,35	2,80	11,00	2,38	0,40	7026563
TCMT110208FP	6,35	2,80	11,00	2,38	0,80	7026564
TCMT16T304FP	9,53	4,40	16,50	3,97	0,40	7026567
TCMT16T308FP	9,53	4,40	16,50	3,97	0,80	7026568
TCMT220408FP	12,70	5,50	22,00	4,76	0,80	7088209



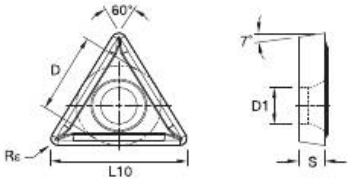



TCMT-LF

● Primary
○ Secondary

ISO Catalog Number	D	D1	L10	S	Rε	KCP25C
TCMT110204LF	6,35	2,80	11,00	2,38	0,40	7088806
TCMT110208LF	6,35	2,90	11,00	2,38	0,80	7088808
TCMT16T304LF	9,53	4,40	16,50	3,97	0,40	7088801
TCMT16T308LF	9,53	4,40	16,50	3,97	0,80	7088803
TCMT16T312LF	9,53	4,40	16,50	3,97	1,20	7088286
TCMT220408LF	12,70	5,50	22,00	4,76	0,80	7088722



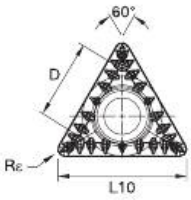

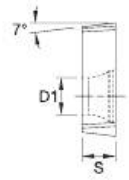



● Primary
○ Secondary

TCMT-MP

ISO Catalog Number	D	D1	L10	S	Rε	KCP25C
TCMT110208MP	6,35	2,80	11,00	2,38	0,80	7088822
TCMT16T304MP	9,53	4,40	16,50	3,97	0,40	7088831
TCMT16T308MP	9,53	4,40	16,50	3,97	0,80	7088805
TCMT16T312MP	9,53	4,40	16,50	3,97	1,20	7088205



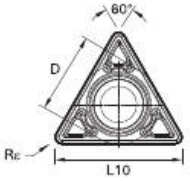

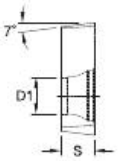



● Primary
○ Secondary

TCMT-MF

ISO Catalog Number	D	D1	L10	S	Rε	KCP25C
TCMT110204MF	6,35	2,80	11,00	2,38	0,40	7026565
TCMT110208MF	6,35	2,80	11,00	2,38	0,80	7026566
TCMT16T308MF	9,53	4,40	16,50	3,97	0,80	7026569
TCMT16T312MF	9,53	4,40	16,50	3,97	1,20	7026570



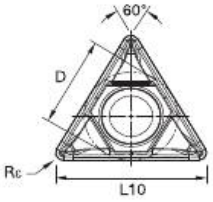

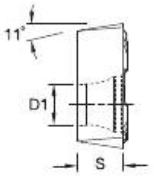



● Primary
○ Secondary

TPMT-FP

ISO Catalog Number	D	D1	L10	S	Rε	KCP25C
TPMT090208FP	5,56	2,50	9,63	2,38	0,80	7088207
TPMT110204FP	6,35	2,80	11,00	2,38	0,40	7088833
TPMT16T304FP	9,53	4,40	16,50	3,97	0,40	7088818
TPMT16T308FP	9,53	4,40	16,50	3,97	0,80	7088827



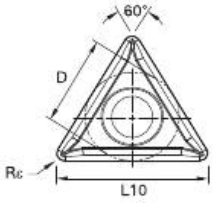

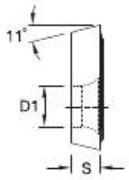



● Primary
○ Secondary

TPMT-LF

ISO Catalog Number	D	D1	L10	S	Rε	KCP25C
TPMT090204LF	5,56	2,65	9,63	2,38	0,40	7088289
TPMT110204LF	6,35	2,90	11,00	2,38	0,40	7088811
TPMT110208LF	6,35	2,90	11,00	2,38	0,80	7088813
TPMT16T304LF	9,53	4,40	16,50	3,97	0,40	7088729
TPMT16T308LF	9,53	4,40	16,50	3,97	0,80	7088726



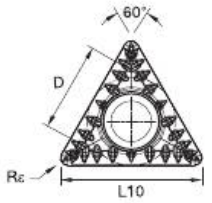

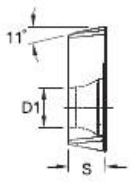



● Primary
○ Secondary

TPMT-MP

ISO Catalog Number	D	D1	L10	S	Rε	KCP25C
TPMT110208MP	6,35	2,80	11,00	2,38	0,80	7088208
TPMT16T308MP	9,53	4,40	16,50	3,97	0,80	7088830
TPMT16T312MP	9,53	4,40	16,50	3,97	1,20	7088013



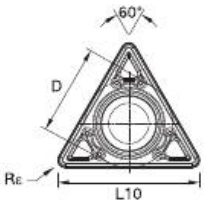

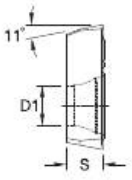



● Primary
○ Secondary

TPMT-MF

ISO Catalog Number	D	D1	L10	S	Rε	KCP25C
TPMT110208MF	6,35	2,80	11,00	2,38	0,80	7088809
TPMT16T308MF	9,53	4,40	16,50	3,97	0,80	7088810
TPMT16T312MF	9,53	4,40	16,50	3,97	1,20	7088824



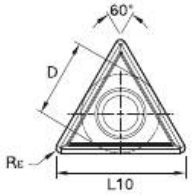

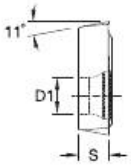



● Primary
○ Secondary

TPGM-K

ISO Catalog Number	D	D1	L10	S	Rε	KCP25C
TPGT110204K	6,35	2,90	11,00	2,38	0,40	7088730
TPGT110208K	6,35	2,90	11,00	2,38	0,80	7088820



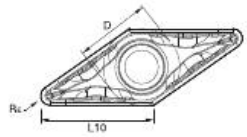

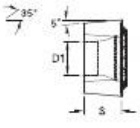



● Primary
○ Secondary

VBMT-FP

ISO Catalog Number	D	D1	L10	S	Rε	KCP25C
VBMT110302FP	6,35	2,80	11,07	3,18	0,20	7088787
VBMT110304FP	6,35	2,80	11,07	3,18	0,40	7088785
VBMT110308FP	6,35	2,80	11,07	3,18	0,80	7088777
VBMT160402FP	9,53	4,40	16,61	4,76	0,20	7088778
VBMT160404FP	9,53	4,40	16,61	4,76	0,40	7026559
VBMT160408FP	9,53	4,40	16,61	4,76	0,80	7026560
VBMT160412FP	9,53	4,40	16,61	4,76	1,20	7026561



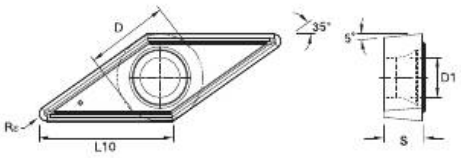



VBMT-LF

● Primary
○ Secondary

ISO Catalog Number	D	D1	L10	S	Rε	KCP25C
VBMT110304LF	6,35	2,80	11,07	3,18	0,40	7088747
VBMT110308LF	6,35	2,90	11,07	3,18	0,80	7088772
VBMT160402LF	9,53	4,40	16,61	4,76	0,20	7088781
VBMT160404LF	9,53	4,40	16,61	4,76	0,40	7088284
VBMT160408LF	9,53	4,40	16,61	4,76	0,80	7088282
VBMT160412LF	9,53	4,40	16,61	4,76	1,20	7088738



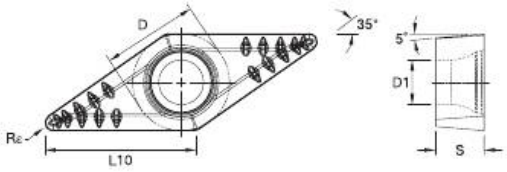



VBMT-MP

● Primary
○ Secondary

ISO Catalog Number	D	D1	L10	S	Rε	KCP25C
VBMT160404MP	9,53	4,40	16,61	4,76	0,40	7088774
VBMT160408MP	9,53	4,40	16,61	4,76	0,80	7088744



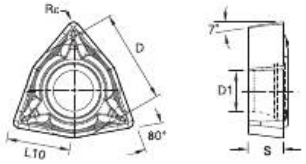



WCMT-FP

● Primary
○ Secondary

ISO Catalog Number	D	D1	L10	S	Rε	KCP25C
WCMT06T308FP	9,53	4,40	6,52	3,97	0,80	7088815



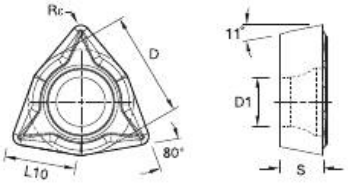



WPMT-LF

● Primary
○ Secondary

ISO Catalog Number	D	D1	L10	S	Rε	KCP25C
WPMT06T304LF	9,53	4,40	6,52	3,97	0,40	7088826
WPMT06T308LF	9,53	4,40	6,52	3,97	0,80	7088819
WPMTS3T104LF	4,76	2,15	3,26	1,98	0,40	7088821

Kendex

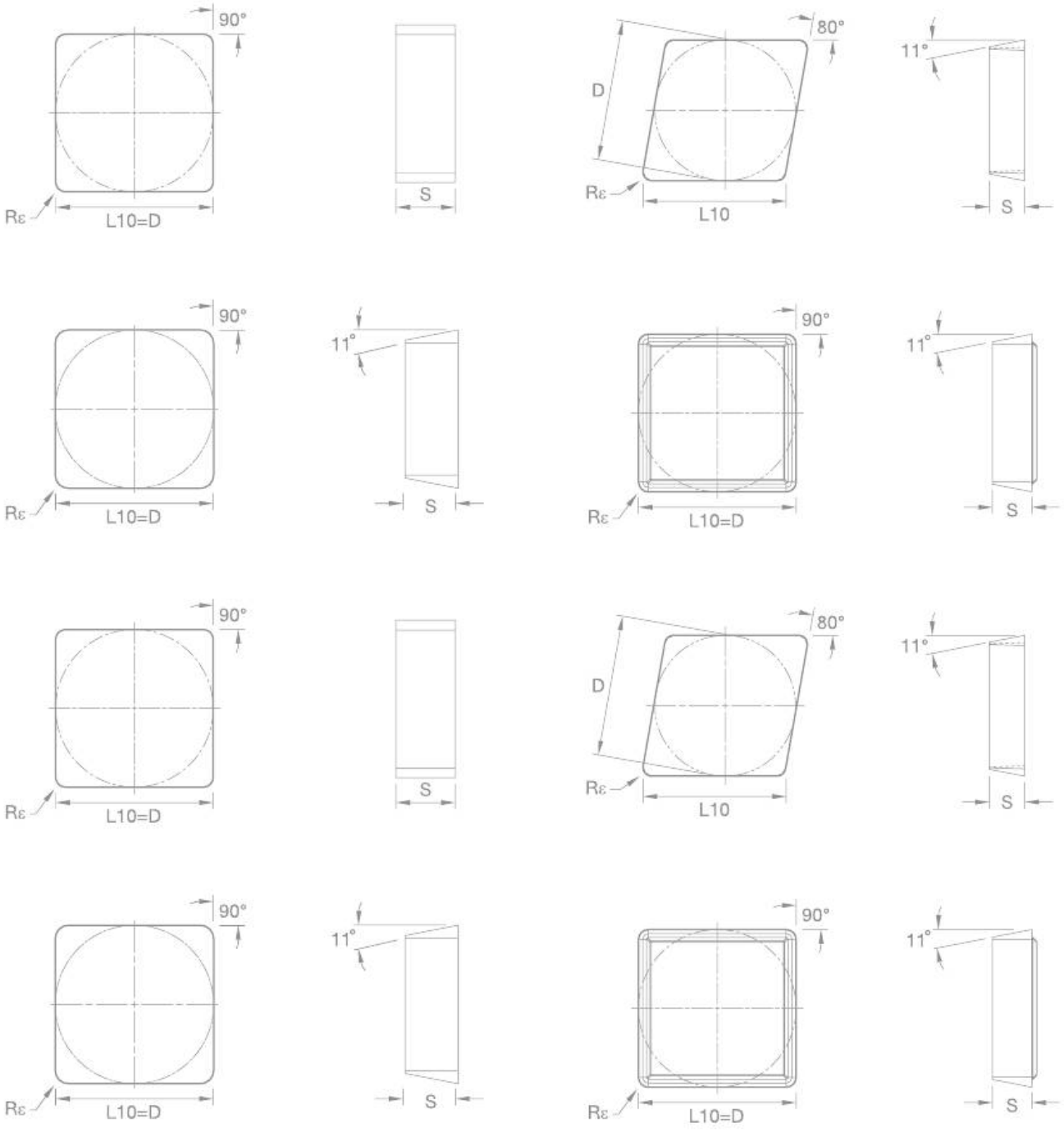



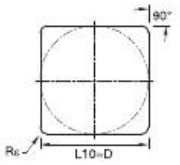



SNU

● Primary
○ Secondary

ISO Catalog Number	D	L10	S	Rε	KCP25C
SNUN120408	12,70	12,70	4,76	0,80	7296965
SNUN120412	12,70	12,70	4,76	1,20	7296966



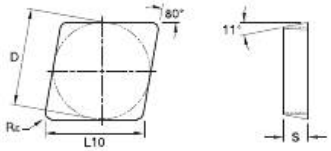



CPG

● Primary
○ Secondary

ISO Catalog Number	D	L10	S	Rε	KCP25C
CPGN120304	12,70	12,90	3,18	0,40	7088257
CPGN120308	12,70	12,90	3,18	0,80	7088247



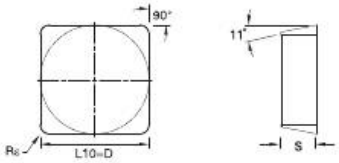

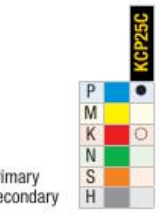

SPG

● Primary
○ Secondary

ISO Catalog Number	D	L10	W	S	Rε	KCP25C
SPGN120304	12,70	12,70	NaN	3,18	0,40	7088244
SPGN120308	12,70	12,70	12,70	3,18	0,80	7088241
SPGN190408	19,05	19,05	19,05	4,76	0,80	7088242
SPGN190412	19,05	19,05	19,05	4,76	1,20	7088266
SPGN190416	19,05	19,05	19,05	4,76	1,60	7088260



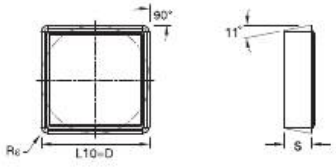



SPGR-K

● Primary
○ Secondary

ISO Catalog Number	D	L10	S	Rε	KCP25C
SPGR090308K	9,53	9,53	3,18	0,80	7088269
SPGR120308K	12,70	12,70	3,18	0,80	7296009



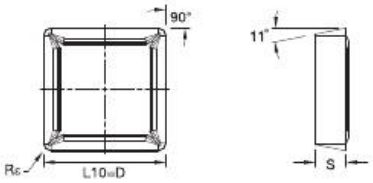



SPMR

ISO Catalog Number	D	L10	S	Rε	KCP25C
SPMR090308	9,53	9,53	3,18	0,80	7088267
SPMR120304	12,70	12,70	3,18	0,40	7088259
SPMR120308	12,70	12,70	3,18	0,80	7088254



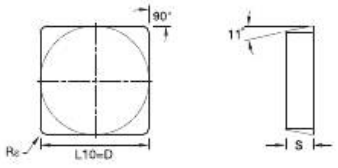



SPU

ISO Catalog Number	D	L10	S	Rε	KCP25C
SPUN120304	12,70	12,70	3,18	0,40	7088274
SPUN120308	12,70	12,70	3,18	0,80	7088253
SPUN190412	19,05	19,05	4,76	1,20	7088264



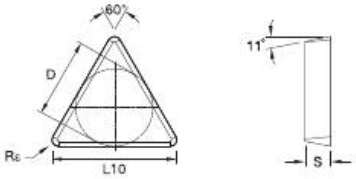



TPGN/TPG

ISO Catalog Number	D	L10	S	Rε	KCP25C
TPGN110304	6,35	11,00	3,18	0,40	7360835
TPGN110308	6,35	11,00	3,18	0,80	7360838
TPGN160304	9,53	16,50	3,18	0,40	7088214
TPGN160308	9,53	16,50	3,18	0,80	7088213
TPGN160312	9,53	16,50	3,18	1,20	7088248
TPGN160316	9,53	16,50	3,18	1,60	7088263
TPGN220404	12,70	22,00	4,76	0,40	7088219
TPGN220408	12,70	22,00	4,76	0,80	7088220
TPGN220412	12,70	22,00	4,76	1,20	7088258
TPGN270608	15,88	27,50	6,35	0,80	7088251
TPGN270612	15,88	27,50	6,35	1,20	7088271



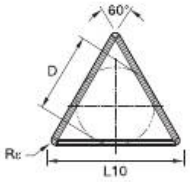



● Primary
○ Secondary

TPGR-K

ISO Catalog Number	D	L10	S	Rε	KCP25C
TPGR110304K	6,35	11,00	3,18	0,40	7360863
TPGR160304K	9,53	13,89	3,18	0,40	7088252
TPGR160308K	9,53	16,50	3,18	0,80	7296010
TPGR220404K	12,70	22,00	4,76	0,40	7088265
TPGR220408K	12,70	22,00	4,76	0,80	7088268



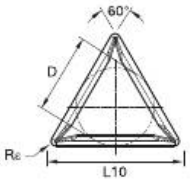



● Primary
○ Secondary

TPMR

ISO Catalog Number	D	L10	S	Rε	KCP25C
TPMR110304	6,35	11,00	3,18	0,40	7360837
TPMR110308	6,35	11,00	3,18	0,80	7360836
TPMR160304	9,53	16,50	3,18	0,40	7088217
TPMR160308	9,53	16,50	3,18	0,80	7088218
TPMR220408	12,70	22,00	4,76	0,80	7296008
TPMR220412	12,70	22,00	4,76	1,20	7088256



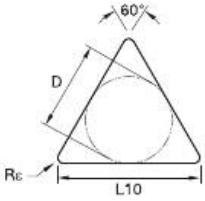



● Primary
○ Secondary

TPU

ISO Catalog Number	D	L10	S	Rε	KCP25C
TPUN160304	9,53	16,50	3,18	0,40	7088255
TPUN160308	9,53	16,50	3,18	0,80	7088249
TPUN220408	12,70	22,00	4,76	0,80	7088246
TPUN220412	12,70	22,00	4,76	1,20	7088261

STEP 1 - SELECT INSERT GEOMETRY

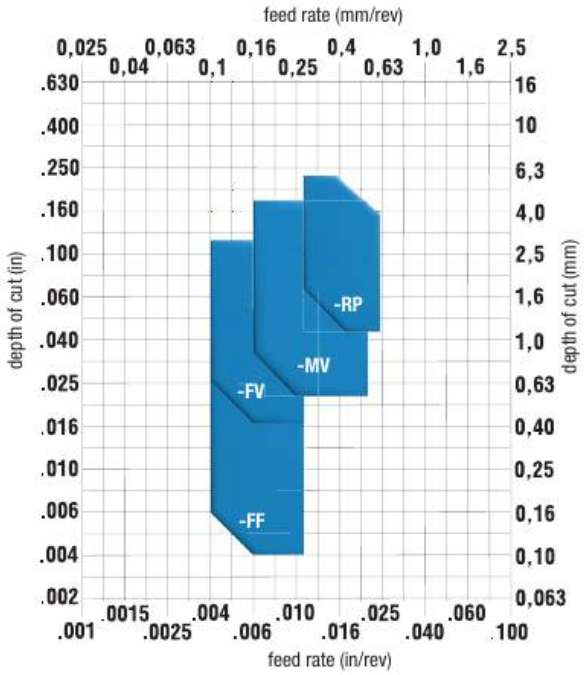

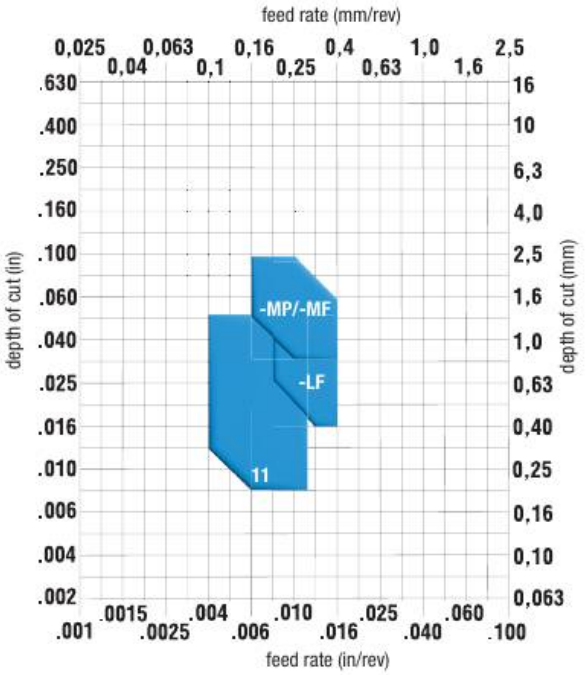

Negative Inserts

Size 12 IC CNMG120408

	min feed	min DOC	max feed	max DOC
-FF	0,1	0,1	0,3	2,7
-FV	0,1	0,4	0,3	3,0
-FN	0,1	0,3	0,3	2,5
-MV	0,2	0,5	0,5	4,5
-MN	0,2	0,5	0,5	5,1
-MR	0,2	1,0	0,5	5,7
-RN	0,3	1,1	0,6	5,7
-RP	0,2	1,1	0,6	6,4

Positive Insert Geometry

Size 3 CCMT09T308/CCGT09T308

	min feed	min DOC	max feed	max DOC
-11	0,1	0,2	0,3	1,3
-UF	0,1	1,1	0,3	1,3
-HP	0,2	0,6	0,4	2,3
-LF	0,2	0,8	0,4	2,3
-FP	0,1	0,2	0,3	1,2
-MP	0,1	0,8	0,4	1,7
-MF	0,2	1,1	0,4	1,7
-RP	0,2	1,1	0,6	6,4

STEP 2 - SELECT GRADE

Negative Insert Geometry									
Cutting Condition	**-CT**	**-FF**	**-FV**	**-FN**	**-MV**	**-MN**	**-MR**	**-RP**	**-RN**
heavily interrupted cut	-	**KCP10B**/ KCP10	KCP25C/ KCU25B	**KCP25C**/ KCU25B	KCP40B	**KCP30B**/ KCP40B	KCP30B	**KCP30B**/ KCP40B	**KCP30B**/ KCP40B
lightly interrupted cut	-	**KCP10B**/ KCP10	KCP10B	**KCP25C**/ KCU25B	**KCP25C**/ KCU25B	**KCP25C**/ KCU25B	**KCP25C**/ KCU25B	**KCP25C**/ KCU25B	**KCP25C**/ KCU25B
varying depth of cut, casting, or forging skin	KCP10B	**KCP05B**/ KCU10B/ KTP10/ KT315	KCP10B	KCP10B	KCP10B	KCP10B	**KCP10B**/ KCU10B	**KCP10B**/ KCU10B	**KCP10B**/ KCU10B
smooth cut, pre-turned surface	KCP05	KCP05B	KCP05B	**KCP05B**/ KCP05/ KCP10B	KCPK05	**KCP05B**/ KCP10B	**KCP10B**/ KCP10/ KCK15B	**KCP05B**/ KCPK05	KCP05B
smooth cut, high precision / tight tolerance	KCU10B	**KCU10B**/ KTP10/ KT315	**KTP10**/ KT315	**KCU10B**/ KTP10/ KT315	-	-	KCU10B	KCU10B	KCU10B

NOTE: Bold is first choice when showing multiple grades.

Positive insert Geometry						
Cutting Condition	**-11**	**-UF**	**-LF**	**-FP**	**-MF**	**-MP**
heavily interrupted cut	-	**KCP25C**/ KCU25B/ KCU10B	**KCP25C**/ KCU25B/ KCP30B/ KCP40B	**KCP25C**/ KCU25B	**KCP25C**/ KCU25B/ KCP30B	-
lightly interrupted cut	-	**KCP25C**/ KCU25B/ KCU10B	**KCP25C**/ KCU25B	**KCP25C**/ KCU25B	**KCP25C**/ KCU25B	**KCP25C**/ KCU25B
varying depth of cut, casting, or forging skin	**KTP10**/ KT315	KCP10B	KCU10B	**KCP10B**/ KCU10B	KCP10B	**KCU10B**/ KCP10
smooth cut, pre-turned surface	**KTP10**/ KT315	KCP05B	KCP05B	**KCP05B**/ KCP10B	KCP10B	-
smooth cut, high precision / tight tolerance	**KTP10**/ KT315	-	KCU10B	**KCU10B**/ KTP10/ KT315	-	KCU10B

NOTE: Bold is first choice when showing multiple grades.

STEP 3 - SELECT CUTTING SPEED

Low-Carbon (<0,3% C) and Free-Machining Steel		m/min		SFM	
Material Group	Grade	MIN	MAX	MIN	MAX
P0/P1	KCP25C	150	430	490	1410

Medium- and High-Carbon Steels (>0,3% C)		m/min		SFM	
Material Group	Grade	MIN	MAX	MIN	MAX
P2	KCP25C	150	385	490	1260

Alloy Steels and Tool Steels; <330 HB; <35 HRC		m/min		SFM	
Material Group	Grade	MIN	MAX	MIN	MAX
P3	KCP25C	150	275	490	900

Alloy Steels and Tool Steels; 350–450 HB; 35–48 HRC		m/min		SFM	
Material Group	Grade	MIN	MAX	MIN	MAX
P4	KCP25C	75	215	250	710

Ferritic, Martensitic, and PH Stainless Steels; <330 HB; <35 HRC		m/min		SFM	
Material Group	Grade	MIN	MAX	MIN	MAX
P5	KCP25C	130	325	430	1070

Ferritic, Martensitic, and PH Stainless Steels; 350–450 HB; 35–48 HRC		m/min		SFM	
Material Group	Grade	MIN	MAX	MIN	MAX
P6	KCP25C	115	265	380	870



APPLICATIONS SPECIFIC

APPLICATIONS SPECIFIC

K-Lock 60
Top Notch Profiling 62
Fix Perfect 68
FIX8.....75
Heavy Duty & Railroad 78

K-Lock

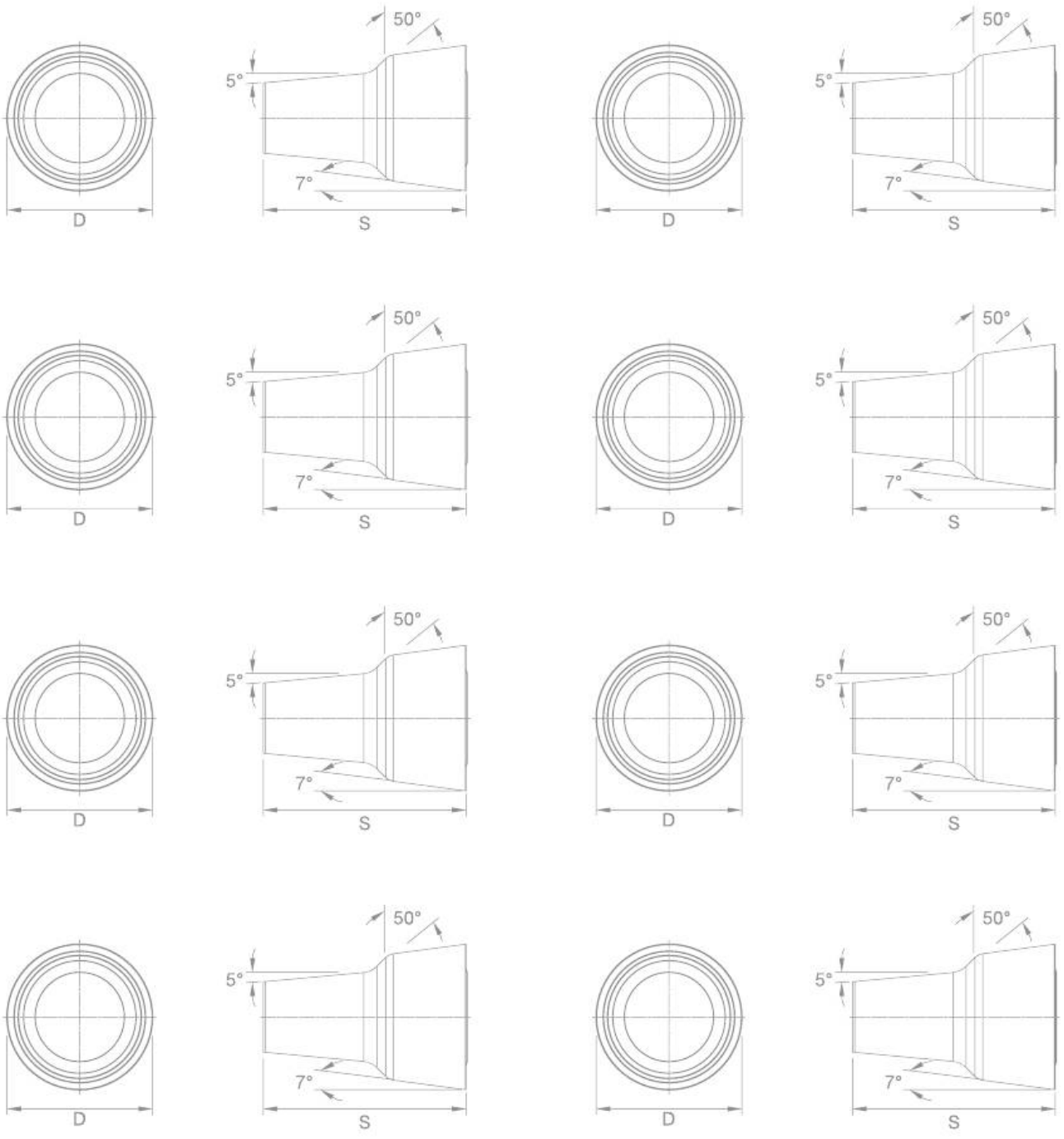



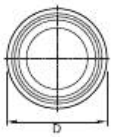

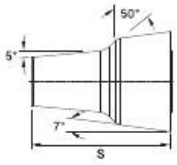

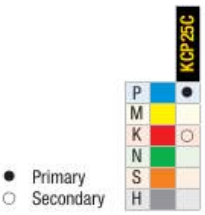

RCMK

ISO Catalog Number	D	S	KCP25C
RCMK060400	6,35	9,09	7360038
RCMK090700	9,53	13,23	7360037

Top Notch Profiling

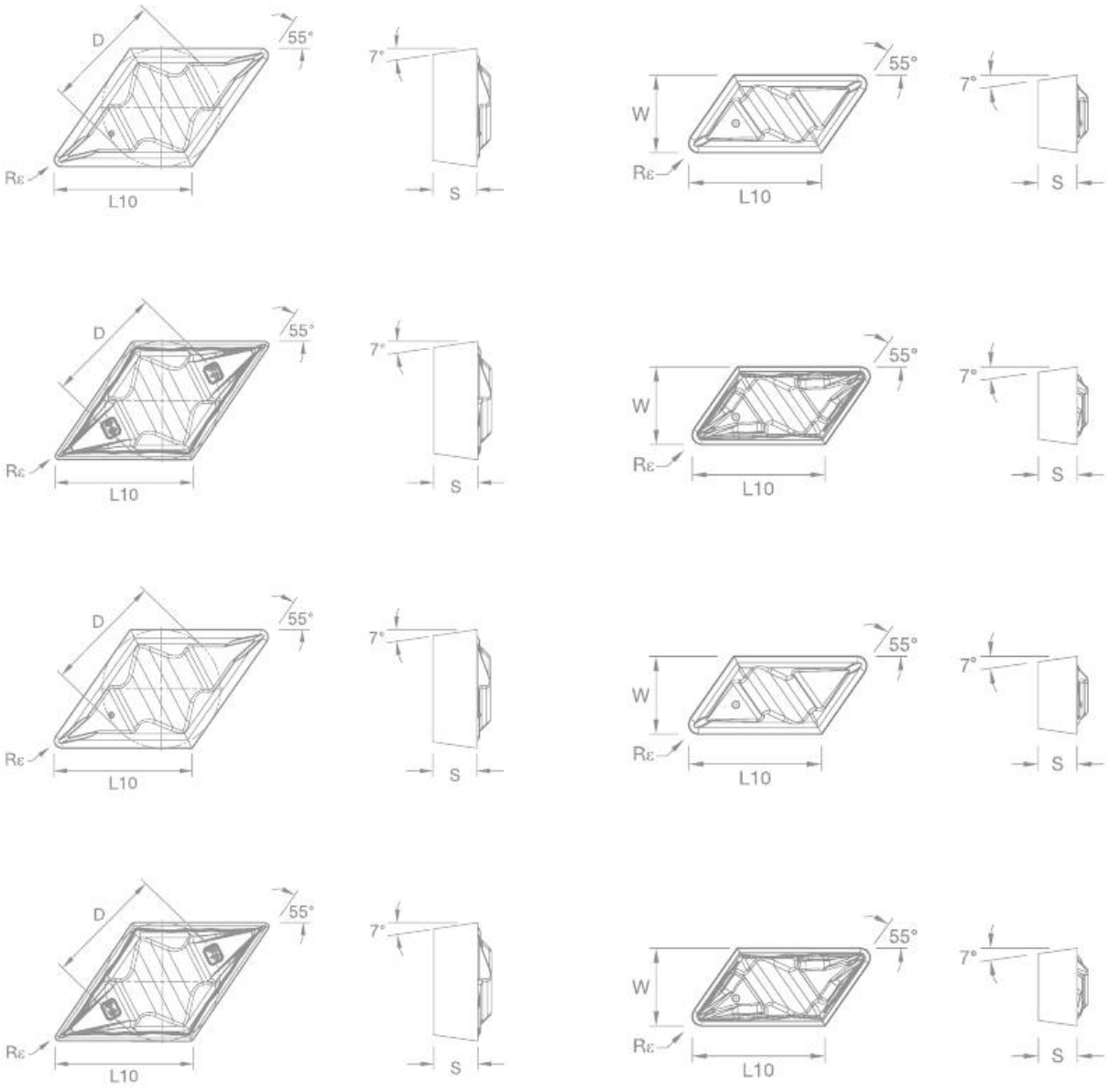



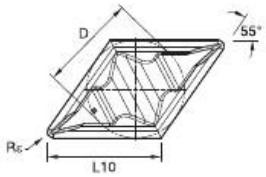

DCGR • DPGR

● Primary
○ Secondary

ISO Catalog Number	D	L10	S	Rε	KCP25C
DCGR150408	12,70	15,50	4,76	0,80	7088155



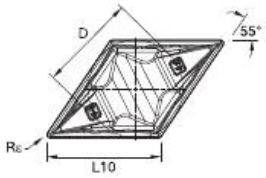

DCGR-FP • DPGR-FP

● Primary
○ Secondary

ISO Catalog Number	D	L10	S	Rε	KCP25C
DCGR150404FP	12,70	15,50	4,76	0,40	7360034



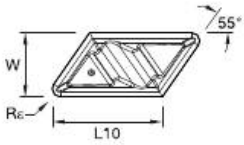

KCGR • NPGR

● Primary
○ Secondary

ISO Catalog Number	L10	W	S	Rε	KCP25C
right hand					
KCGR110304R08	11,60	6,35	3,18	0,40	7088162
KCGR110308R08	11,60	6,35	3,18	0,80	7088146
left hand					
KCGR110304L08	11,60	6,35	3,18	0,40	7088156
KCGR110308L08	11,60	6,35	3,18	0,80	7088175



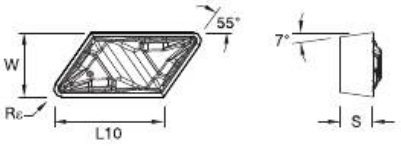



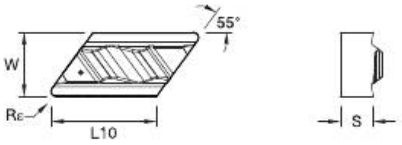



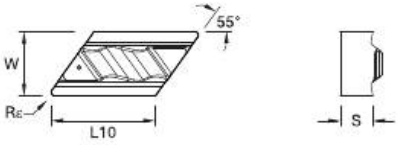

KCGR-FP • NPGR-FP

● Primary
○ Secondary

P	M	K	N	S	H	KCP25C
●		○				

ISO Catalog Number	L10	W	S	Rε	KCP25C
right hand					
KCGR110304R08FP	11,60	6,35	3,18	0,40	7088176
left hand					
KCGR110304L08FP	11,60	6,33	3,18	0,40	7088172
KCGR110308L08FP	11,63	6,35	3,18	0,80	7088173

KNGX • NPR/L

● Primary
○ Secondary

P	M	K	N	S	H	KCP25C
●		○				

ISO Catalog Number	L10	W	S	Rε	KCP25C
right hand					
KNGX150404R20	15,44	9,47	4,76	0,40	7088171
KNGX150408R20	15,44	9,47	4,76	0,80	7088167
left hand					
KNGX150404L20	15,44	9,47	4,76	0,40	7088187
KNGX150408L20	15,44	9,47	4,76	0,80	7088183
KNUX150405L20	15,44	9,53	4,76	0,50	7088164

KNUX • NPR/L

● Primary
○ Secondary

P	M	K	N	S	H	KCP25C
●		○				

ISO Catalog Number	L10	W	S	Rε	KCP25C
right hand					
KNUX150405R20	15,44	9,53	4,76	0,50	7359626
KNUX150405R25	15,44	9,53	4,76	0,50	7359642



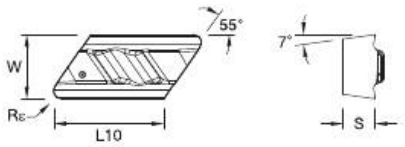

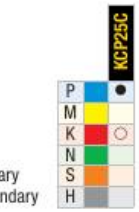

● Primary
○ Secondary

KCGX • NPR/L

ISO Catalog Number	L10	W	S	Rε	KCP25C
right hand					
KCGX110301R15	11,60	6,33	3,18	0,13	7088161
KCGX110304R15	11,60	6,33	3,18	0,40	7088148
KCGX110308R15	11,60	6,33	3,18	0,80	7088159
left hand					
KCGX110301L15	11,60	6,35	3,18	0,13	7088185
KCGX110304L15	11,60	6,35	3,18	0,40	7088145
KCGX110308L15	11,60	6,33	3,18	0,80	7088178



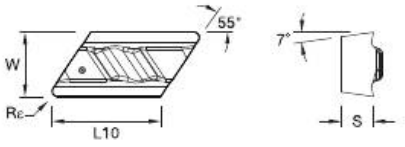



● Primary
○ Secondary

KCUX • NPR/L

ISO Catalog Number	L10	W	S	Rε	KCP25C
right hand					
KCUX110305R15L	11,60	6,33	3,18	0,50	7088163
left hand					
KCUX110305L15	11,60	6,35	3,18	0,50	7088174



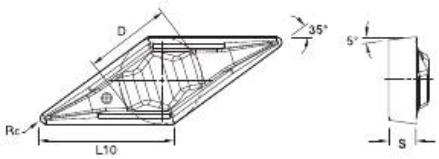

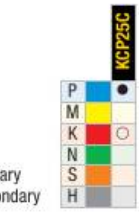

● Primary
○ Secondary

VBMR

ISO Catalog Number	D	L10	S	Rε	KCP25C
VBMR110308	6,35	11,07	3,18	0,80	7360032



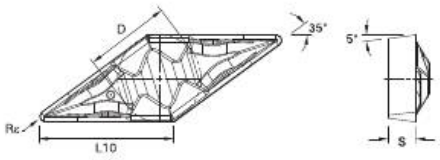



VBMR-FP

● Primary
○ Secondary

ISO Catalog Number	D	L10	S	Rε	KCP25C
VBMR110302FP	6,35	11,07	3,18	0,20	7360033
VBMR110304FP	6,35	11,07	3,18	0,40	7088188

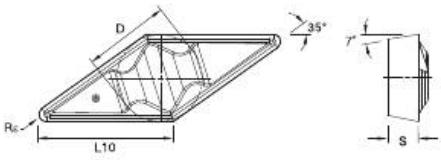

VCMR

● Primary
○ Secondary

ISO Catalog Number	D	L10	S	Rε	KCP25C
VCMR160404	9,53	16,61	4,76	0,40	7088186
VCMR160408	9,53	16,61	4,76	0,80	7088180



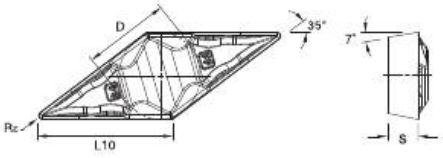

VCMR-FP

● Primary
○ Secondary

ISO Catalog Number	D	L10	S	Rε	KCP25C
VCMR160404FP	9,53	16,61	4,76	0,40	7088147
VCMR160408FP	9,53	16,61	4,76	0,80	7088153



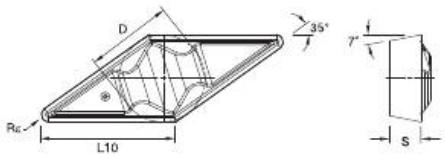

VCGR • VPGR

KCP25C	
P	●
M	
K	○
N	
S	
H	

● Primary
○ Secondary

ISO Catalog Number	D	L10	S	Rε	KCP25C
VCGR160404	9,53	16,61	4,76	0,40	7088160
VCGR160408	9,53	16,61	4,76	0,80	7088158



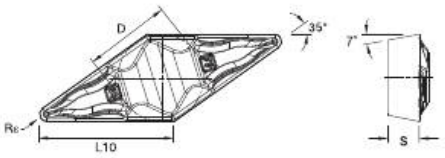

VCGR-FP • VPGR-FP

KCP25C	
P	●
M	
K	○
N	
S	
H	

● Primary
○ Secondary

ISO Catalog Number	D	L10	S	Rε	KCP25C
VCGR160404FP	9,53	16,61	4,76	0,40	7088184
VCGR160408FP	9,53	16,61	4,76	0,80	7088169
VCGR160412FP	9,53	16,61	4,76	1,20	7088157
VCGR160416FP	9,53	16,61	4,76	1,60	7088179

Fix Perfect

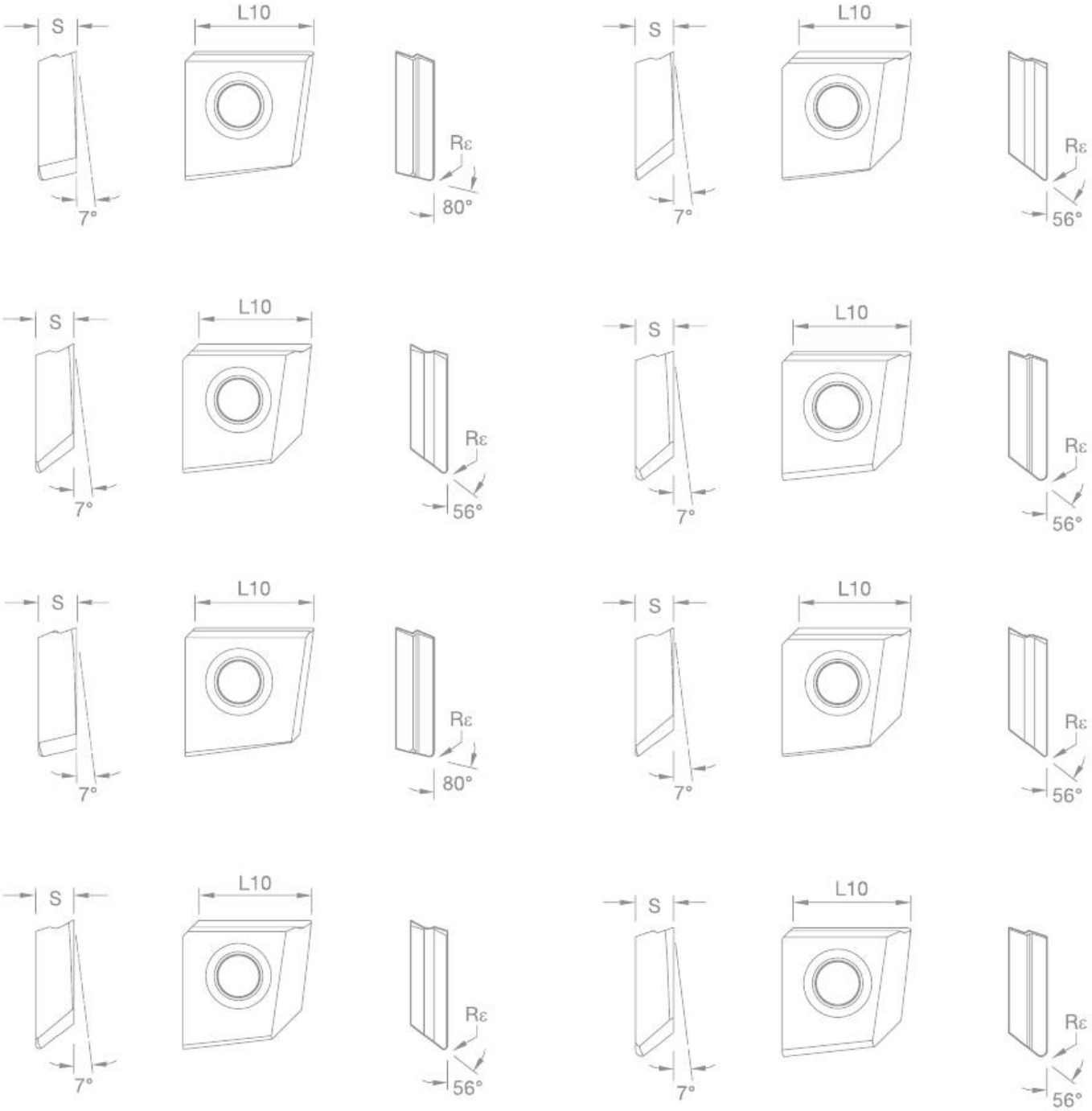



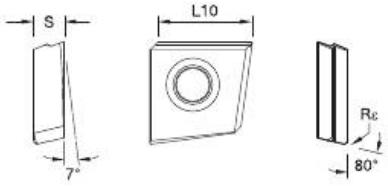

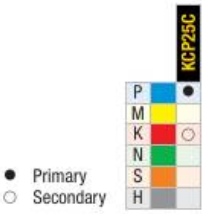

C2FIX-MN

● Primary
○ Secondary

ISO Catalog Number	L10	S	Rε	KCP25C
right hand				
C2FIX150505RMN	14,70	5,00	0,50	7359630
C2FIX150510RMN	14,50	5,00	1,00	7359678
left hand				
C2FIX110405LMN	10,70	4,00	0,50	7359627
C2FIX110408LMN	10,70	4,00	0,80	7359624
C2FIX150505LMN	14,70	5,00	0,50	7359621
C2FIX150508LMN	14,60	5,00	0,80	7359559
C2FIX150510LMN	14,50	5,00	1,00	7359623
C2FIX180610LMN	17,50	6,00	1,00	7359628



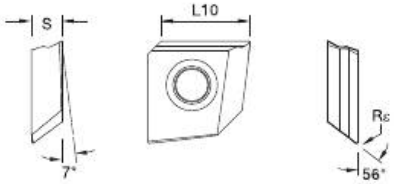

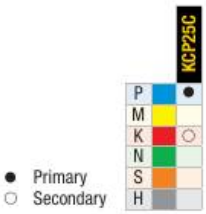

D2FIX-HP

● Primary
○ Secondary

ISO Catalog Number	L10	S	Rε	KCP25C
right hand				
D2FIX110403RHP	10,10	4,00	0,30	7359674
D2FIX150503RHP	14,10	5,00	0,30	7359654



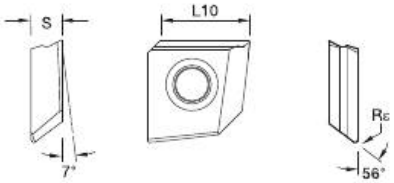

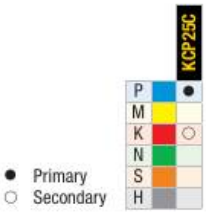

D2FIX-FN

● Primary
○ Secondary

ISO Catalog Number	L10	S	Rε	KCP25C
right hand				
D2FIX150505RFN	13,90	5,00	0,50	7359660



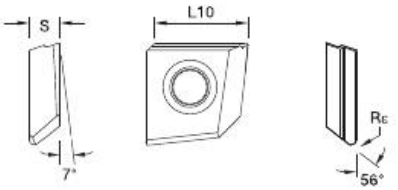

D2FIX-MN

● Primary
○ Secondary

KCP25C
P ●
M
K ○
N
S
H

ISO Catalog Number	L10	S	Rε	KCP25C
right hand				
D2FIX110405RMN	10,50	4,00	0,50	7359652
D2FIX150503RMN	14,70	5,00	0,30	7359648
D2FIX150504RMN	14,60	5,00	0,40	7359645
D2FIX150505RMN	14,50	5,00	0,50	7359625
D2FIX150508RMN	14,20	5,00	0,80	7359672
left hand				
D2FIX110405LMN	10,50	4,00	0,50	7359659
D2FIX150505LMN	14,50	5,00	0,50	7359647
D2FIX150508LMN	14,20	5,00	0,80	7359679



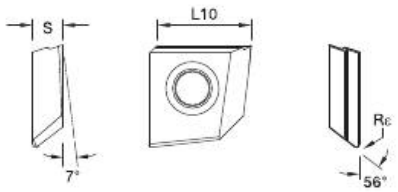

D2FIX-RN

● Primary
○ Secondary

KCP25C
P ●
M
K ○
N
S
H

ISO Catalog Number	L10	S	Rε	KCP25C
left hand				
D2FIX150505LRN	14,50	5,00	0,50	7359650



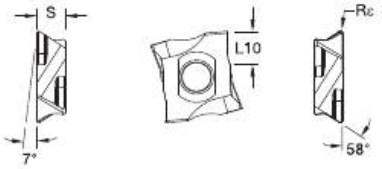

D4FIX-MN

● Primary
○ Secondary

KCP25C
P ●
M
K ○
N
S
H

ISO Catalog Number	L10	S	Rε	KCP25C
right hand				
D4FIX140603RMN	7,20	5,90	0,30	7359655
D4FIX140605RMN	7,00	5,90	0,50	7359643
D4FIX140608RMN	6,70	5,90	0,80	7359681
left hand				
D4FIX140608LMN	6,70	5,90	0,80	7359646



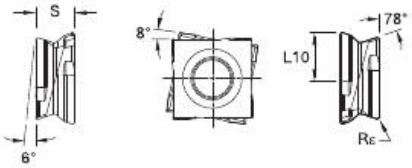

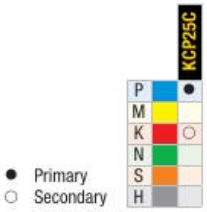

● Primary
○ Secondary

C8FIX-MP

ISO Catalog Number	D	L10	S	Rε	KCP25C
right hand					
C8FIX120503RMP	12,00	7,30	5,50	0,30	7359641
C8FIX150603RMP	15,00	9,30	6,60	0,30	7359649
left hand					
C8FIX120503LMP	12,00	7,30	5,50	0,30	7359673
C8FIX150603LMP	15,00	9,30	6,60	0,30	7359675



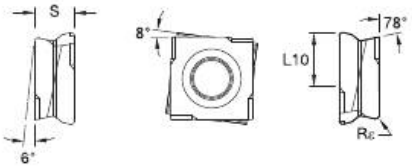

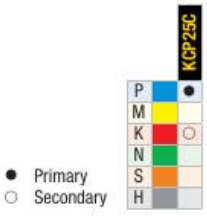

● Primary
○ Secondary

C8FIX-RP

ISO Catalog Number	D	L10	S	Rε	KCP25C
right hand					
C8FIX120503RRP	12,00	7,30	5,50	0,30	7359653
C8FIX120505RRP	12,00	7,50	5,50	0,50	7359680
C8FIX120508RRP	12,00	6,90	5,50	0,80	7359677
left hand					
C8FIX120508LRP	12,00	6,90	5,50	0,80	7359676
C8FIX150612LRP	15,00	7,80	6,60	1,20	7359622



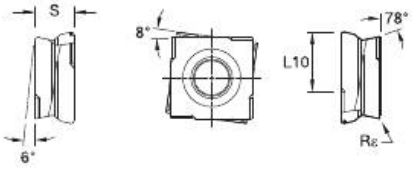

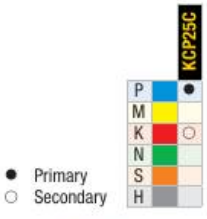

● Primary
○ Secondary

C8FIX-RN

ISO Catalog Number	D	L10	S	Rε	KCP25C
right hand					
C8FIX150605RRN	15,00	10,00	6,60	0,50	7359671
C8FIX150608RRN	15,00	8,90	6,60	0,80	7359629
C8FIX150612RRN	15,00	8,60	6,60	1,20	7359560
C8FIX180808RRN	18,00	10,90	7,90	0,80	7359658
C8FIX180812RRN	18,00	10,60	7,90	1,20	7359657
left hand					
C8FIX150605LRN	15,00	10,00	6,60	0,50	7359656
C8FIX150608LRN	15,00	8,90	6,60	0,80	7359651
C8FIX180812LRN	18,00	10,60	7,90	1,20	7359644

STEP 1 - SELECT INSERT GEOMETRY

Top Notch Profiling

Size 15 DCGR150408FP

	min feed	min DOC	max feed	max DOC
- FP	0,063	0,1	0,25	1,2
- R/L 08	0,080	0,2	0,25	1,6
- R/L 15	0,140	0,8	0,40	2,8
- R/L 20	0,200	1,0	0,50	3,0
- R/L 25	0,300	1,1	0,60	3,6

Fix Perfect

Size 15 C8FIX15

	min feed	min DOC	max feed	max DOC
D2FIX - HP	0,160	0,515	0,70	5,15
D4FIX - MN	0,160	0,515	0,63	5,15
C2FIX - MN	0,160	0,515	0,63	5,15
C8FIX - MP	0,160	0,515	0,63	5,15
C8FIX - RN	0,280	1,150	0,85	10,0
C8FIX - RP	0,280	0,630	0,85	8,2

K-Lock

Size 09 RCGK09

	min feed	min DOC	max feed	max DOC
RCMK	0,10	0,40	0,80	3,81
RCGK - FS	0,07	0,50	0,30	3,81
RCGK - HP	0,20	0,60	0,60	3,45
RCMK - MP	0,10	0,40	0,80	3,81

STEP 2 - SELECT GRADE

Top Notch Profiling					
Cutting Condition	**- FP**	**- R/L 08**	**- R/L 15**	**- R/L 20**	**- R/L 25**
heavily interrupted cut	**KCU25B** KCU25 KCP25C KCM25	**KCU25B** KCU25 KCP25C	**KCU25B** KCU25 KCP25C	**KCU25B** KCU25 KCP25C	KCU25
lightly interrupted cut	**KCU25B** KCU25 KCP25C KCM25	**KCU25B** KCU25 KCP25C	**KCU25B** KCU25 KCP25C	**KCU25B** KCU25 KCP25C	KCU25 KCU10B KCU10
varying depth of cut, casting, or forging skin	**KCU10B** KCS10B KCU10 KCP10 KCK05	**KCU10B** KCU10 KCM15B KT315	**KCU10B** KCU10 KC5410 KT315	**KCU10B** KCU10 KCU25	**KCU10B** KCU10 KCU25
smooth cut, pre-turned surface	**KCU10B** KCS10B KCU10 KCP10 KCK05	**KCU10B** KCU10 KCM15B K68 KT315	**KCU10B** KCU10 KC5410 K68 K313 KT315	**KCU10B** KCU10 K68	**KCU10B** KCU10 K68
smooth cut, high precision / tight tolerance	**KCU10B** KCS10B KCU10 KCP10 KCK05	**KCU10B** KCU10 KCM15B K68 KT315	**KCU10B** KCU10 KC5410 K68 K313 KT315	**KCU10B** KCU10 K68	**KCU10B** KCU10 K68

NOTE: Bold is first choice when showing multiple grades.

Fix Perfect						
Cutting Condition	**D2FIX - HP**	**D4FIX - MN**	**C2FIX - MN**	**C8FIX - MP**	**C8FIX - RN**	**C8FIX - RP**
heavily interrupted cut	*	**KCP40** KCP25C KCU25B KCU25	**KCP40** KCP25C KCU25B KCU25	**KCP40** KCP25C KCU25B KCU25	**KCP40** KCP25C KCU25B KCU25	**KCP40** KCP25C KCU25B KCU25
lightly interrupted cut	**KCU25B** KCU25 KCP25C	**KCU25B** KCU25 KCP25C	**KCU25B** KCU25 KCP25C	**KCU25B** KCU25 KCP25C	**KCU25B** KCU25 KCP25C	**KCU25B** KCU25 KCP25C
varying depth of cut, casting, or forging skin	**KCU25B** KCU25 KCP25C	**KCU25B** KCU25 KCP25C	**KCU25B** KCU25 KCP25C	**KCU25B** KCU25 KCP25C	**KCU25B** KCU25 KCP25C	**KCU25B** KCU25 KCP25C
smooth cut, pre-turned surface	**KCU10B** KCU10 KCU25 KCU25B	**KCU10B** KCU10 KCP10 KCU25B	**KCU10B** KCU10 KCP10 KCU25B	**KCU10B** KCU10 KCP10 KCU25B	**KCU10B** KCU10 KCP10 KCU25B	**KCU10B** KCU10 KCP10 KCU25B
smooth cut, high precision / tight tolerance	**KCU10B** KCU10	**KCU10B** KCU10 KCP10	**KCU10B** KCU10 KCP10	**KCU10B** KCU10 KCP10	**KCU10B** KCU10 KCP10	**KCU10B** KCU10 KCP10

NOTE: Bold is first choice when showing multiple grades.

STEP 2 - SELECT GRADE • CONTINUED

K - Lock				
Cutting Condition	RCMK	RCGK - FS	RCGK - HP	RCMK - MP
heavily interrupted cut	*	*	*	*
lightly interrupted cut	**KCU10B** KCU10 KCP25C K313	**KCS10B** KCU25B KCU10B KCU10	**KCU10B** KCU10 KC5410 K313	**KCS10**
varying depth of cut, casting, or forging skin	**KCU10B** KCU10 KCP25C K313	**KCS10B** KCU25B KCU10B KCU10	**KCU10B** KCU10 KC5410 K313	**KCS10**
smooth cut, pre-turned surface	**KCU10B** KCP25C KCU10 K313	**KCS10B** KCU10B KCU10	**KCU10B** KCU10 KC5410 K313	**KCS10**
smooth cut, high precision / tight tolerance	**KCU10B** KCU10 K313	**KCS10B** KCU10B KCU10	**KCU10B** KCU10 KC5410 K313	**KCS10**

NOTE: Bold is first choice when showing multiple grades.

STEP 3 - SELECT CUTTING SPEED

Low-Carbon (<0,3% C) and Free-Machining Steel		m/min		SFM	
Material Group	Grade	MIN	MAX	MIN	MAX
P0/P1	KCP25C	150	430	490	1410

Medium- and High-Carbon Steels (>0,3% C)		m/min		SFM	
Material Group	Grade	MIN	MAX	MIN	MAX
P2	KCP25C	150	385	490	1260

Alloy Steels and Tool Steels; <330 HB; <35 HRC		m/min		SFM	
Material Group	Grade	MIN	MAX	MIN	MAX
P3	KCP25C	150	275	490	900

Alloy Steels and Tool Steels; 350–450 HB; 35–48 HRC		m/min		SFM	
Material Group	Grade	MIN	MAX	MIN	MAX
P4	KCP25C	75	215	250	710

Ferritic, Martensitic, and PH Stainless Steels; <330 HB; <35 HRC		m/min		SFM	
Material Group	Grade	MIN	MAX	MIN	MAX
P5	KCP25C	130	325	430	1070

Ferritic, Martensitic, and PH Stainless Steels; 350–450 HB; 35–48 HRC		m/min		SFM	
Material Group	Grade	MIN	MAX	MIN	MAX
P6	KCP25C	115	265	380	870

FIX8

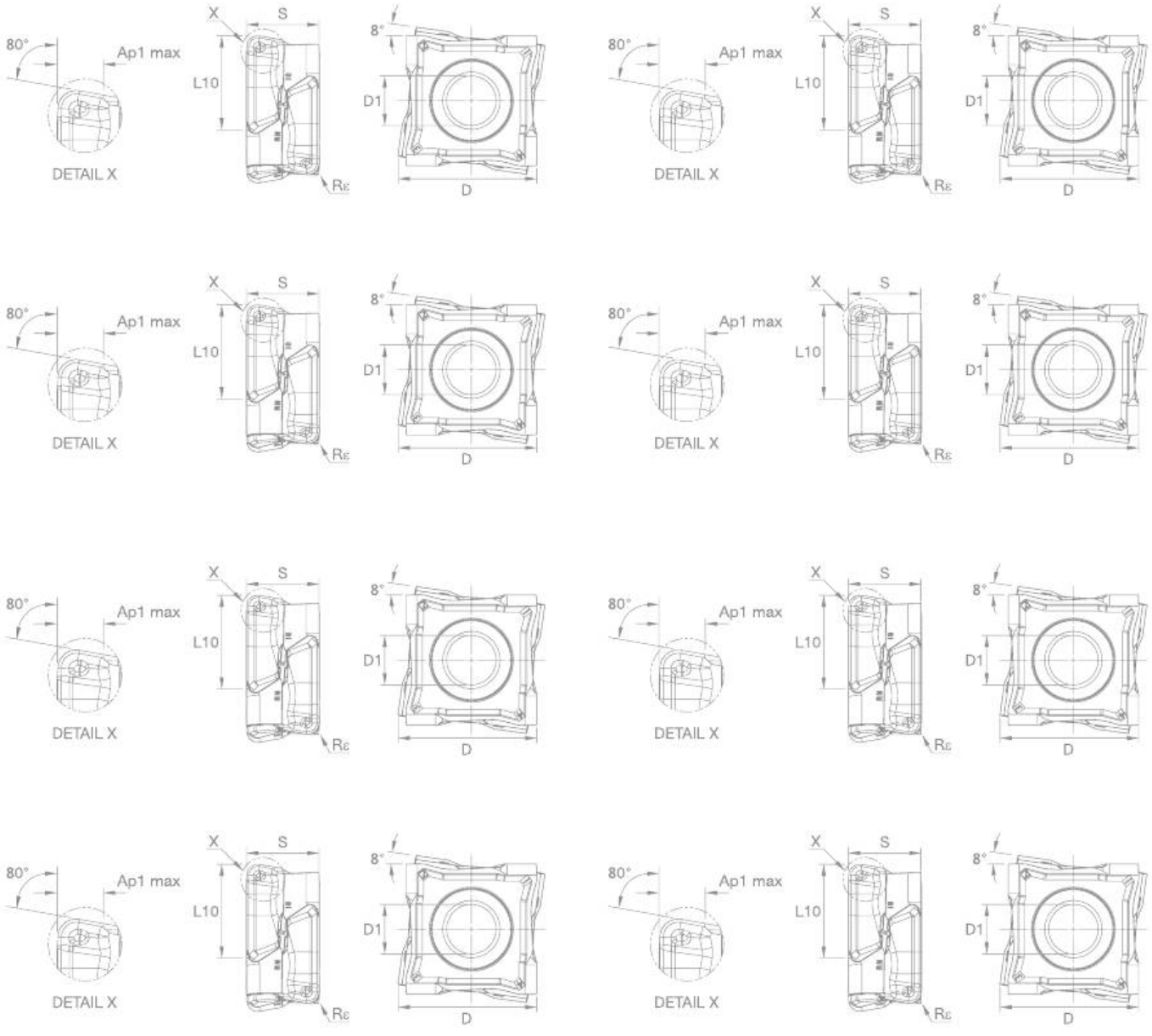



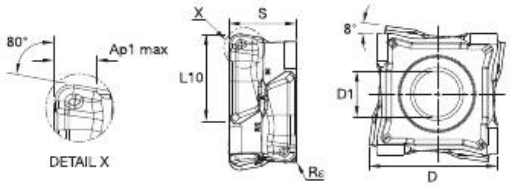



● Primary
○ Secondary

FIX8 • Negative Insert • CNUX-RN

ISO Catalog Number	D	L10	S	Rε	KCP25C
right hand					
CNUX191016RRN	18,95	12,00	10,58	1,60	7361116
CNUX191024RRN	18,73	12,00	10,58	2,40	7361117
left hand					
CNUX191016LRN	18,95	12,00	10,58	1,60	7361114
CNUX191024LRN	18,73	12,00	10,58	2,40	7361118

FIX8 • APPLICATION DATA FEED & DEPTH OF CUT

Longitudinal Turning

FIX8-RN

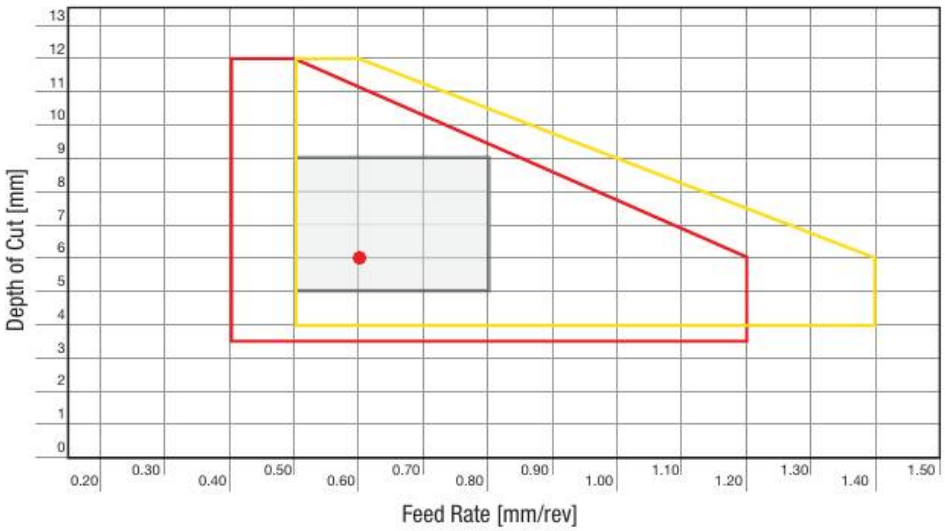

Corner radius 1,6

Corner radius 2,4

Main application area

Starting conditions

Starting Value
Feed: 0,6
DOC: 6,0

NOTE: For the 25mm toolholders, KM50 and PSC50, it is recommended to not surpass 80% of the maximum depth of cut or the maximum feed rate due to toolholder stability.

Face Turning

FIX8-RN

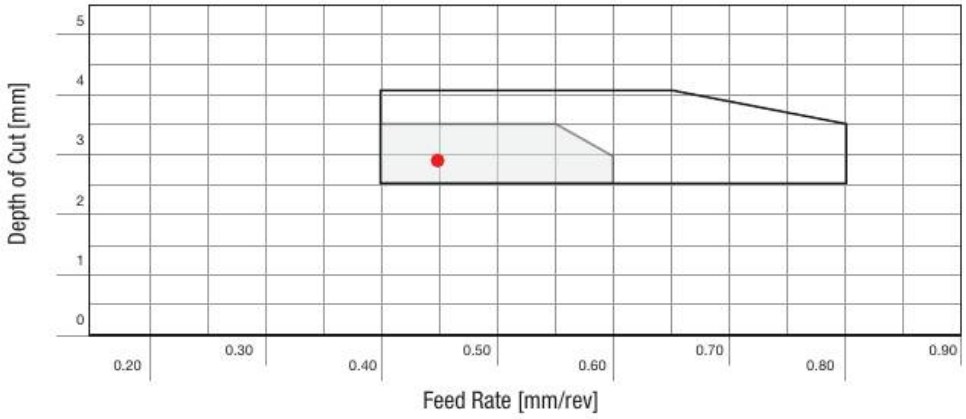

Corner radius 1,6 and 2,4

Main application area

Starting conditions

Starting Value
Feed: 0,45
DOC: 2,7

NOTE: For the 25mm toolholders, KM50 and PSC50, it is recommended to not surpass 80% of the maximum depth of cut or the maximum feed rate due to toolholder stability.

Heavy Duty & Railroad

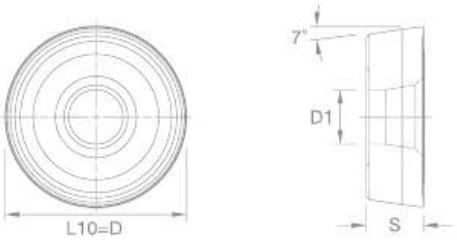

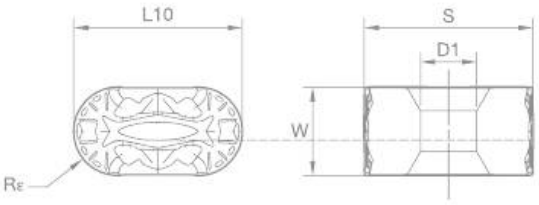

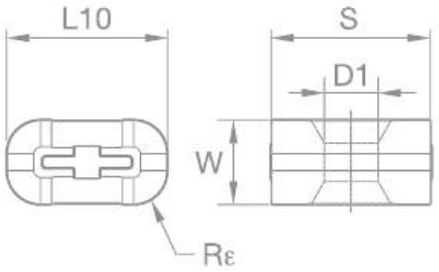

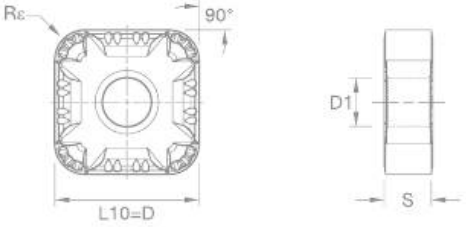

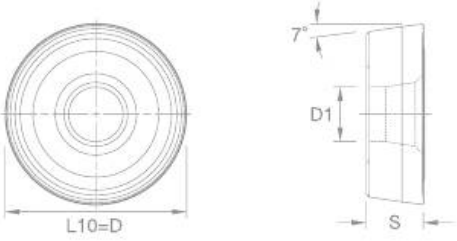

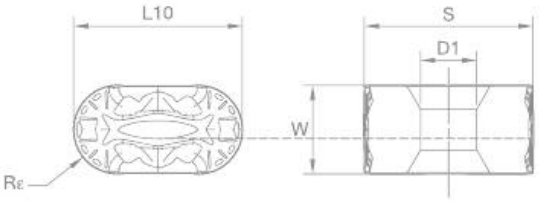

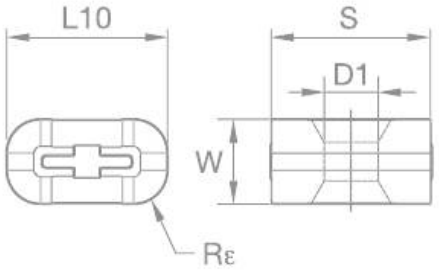

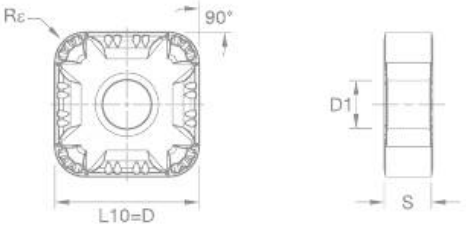



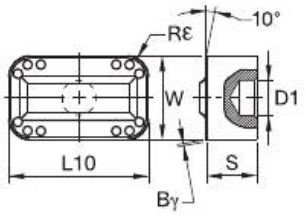

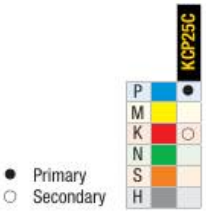

KRR-6610

● Primary
○ Secondary

ISO Catalog Number	D1	L10	W	S	Rε	KCP25C
KRR658680	7,87	31,75	19,05	12,70	4,76	7088216

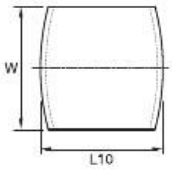



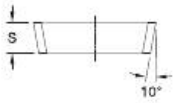

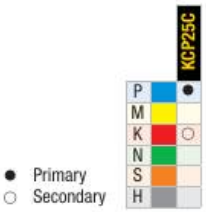

KRR4210R

● Primary
○ Secondary

ISO Catalog Number	L10	W	S	KCP25C
KRR4210R	12,70	12,70	3,18	7088275



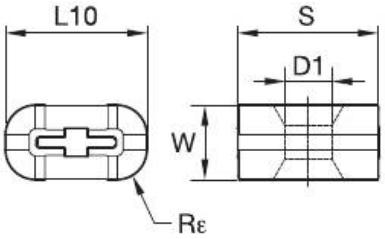

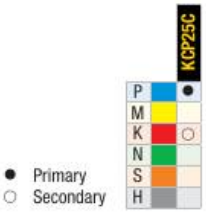

LNUX-RRF

● Primary
○ Secondary

ISO Catalog Number	D1	L10	W	S	Rε	KCP25C
LNUX191940RRF	6,35	19,00	10,00	19,05	4,00	7360833



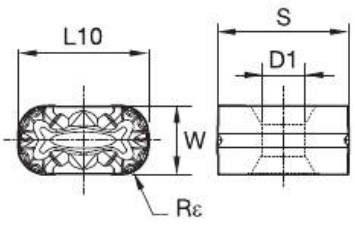

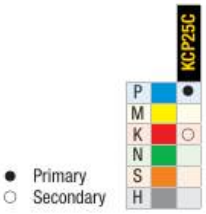

LNUX-RRP

● Primary
○ Secondary

ISO Catalog Number	D1	L10	W	S	Rε	KCP25C
LNUX191940RRP	6,35	19,00	10,00	19,05	4,00	7358986
LNUX301940RRP	6,35	30,00	12,00	19,05	4,00	7360834



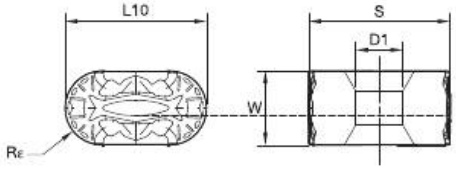

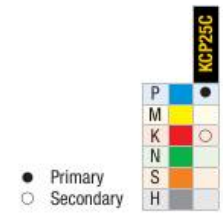

LNUX-RRP Full-Radius

ISO Catalog Number	D1	L10	W	S	Rε	KCP25C
LNUX191950RRP	6,35	19,05 mm	10,00	19,05	5,00	7360832



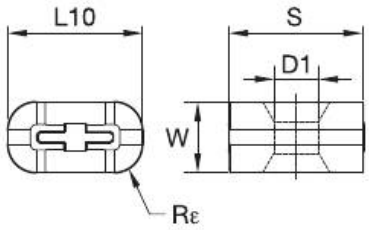

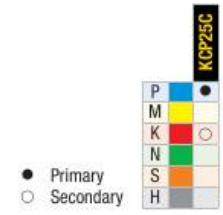

LNUX-RRH

ISO Catalog Number	D1	L10	W	S	Rε	KCP25C
LNUX191940RRH	6,35	19,00	10,00	19,05	4,00	7359993
LNUX301940RRH	6,35	30,00	12,00	19,05	4,00	7359991



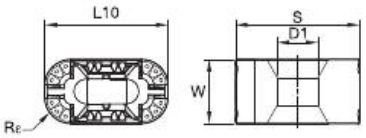

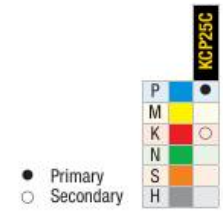

LNUX-WT5

ISO Catalog Number	D1	L10	W	S	Rε	KCP25C
LNUX191940S-WT5	6,35	19,05	10,00	19,05	4,00	7359992



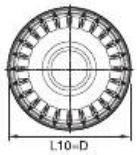





RCMH-UPG

● Primary
○ Secondary

ISO Catalog Number	D	D1	S	KCP25C
RCMH2507M0TUPG	25,00	7,55	7,94	7088051
RCMH3209M0TUPG	32,00	10,35	9,53	7088021



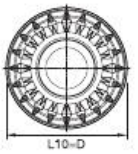

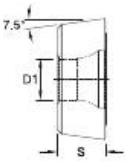



RCMT-UPG

● Primary
○ Secondary

ISO Catalog Number	D	D1	S	KCP25C
RCMT1606M0UPG	16,00	5,50	6,35	7088020
RCMT2006M0UPG	20,00	6,50	6,35	7088025



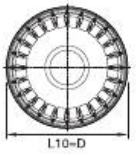

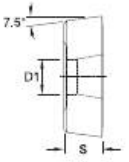



RCMX-UPG

● Primary
○ Secondary

ISO Catalog Number	D	D1	S	KCP25C
RCMX2507M0TUPG	25,00	7,19	7,94	7088037
RCMX3209M0TUPG	32,00	9,79	9,53	7088027



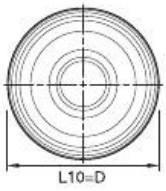

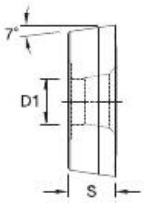



● Primary
○ Secondary

RCMX-76

ISO Catalog Number	D	D1	S	KCP25C
RCMX2507M076	25,00	7,40	7,94	7088039
RCMX3209M076	32,00	9,50	9,53	7088017



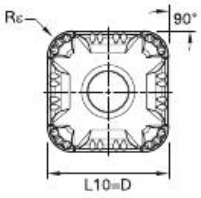

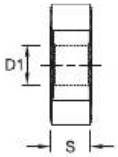



● Primary
○ Secondary

SNMX-WT5

ISO Catalog Number	D	D1	L10	S	Rε	KCP25C
SNMX190640S-WT5	19,05	6,35	19,05	6,35	4,00	7088031

FOR RAIL WHEEL MACHINING

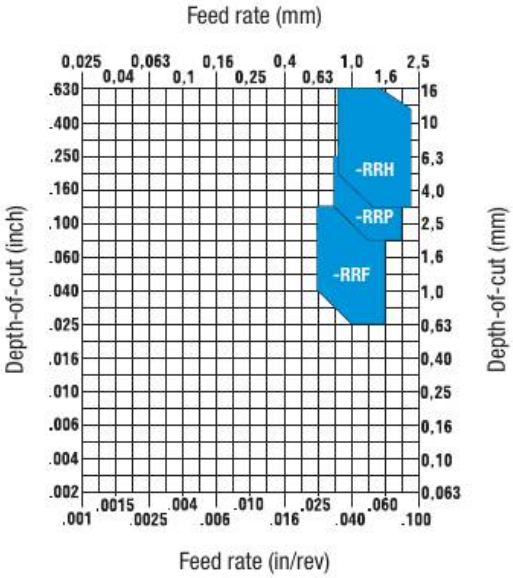



KCP25C APPLICATION DATA • ROUND INSERTS

MM	ISO Catalog Number	Min Depth of Cut	Max Depth of Cut	Min Feed Rate	Max Feed Rate
		m/min	m/min	m/min	m/min
7292495	RCMH190600K	0,200	3,750	0,050	0,476
7302767	RCMH2507M0TUPG	1,300	10,000	0,300	2,000
7302768	RCMH3209M0TUPG	1,300	12,800	0,300	2,560
7360037	RCMK090700	0,100	3,175	0,060	0,298
7360038	RCMK060400	0,100	2,117	0,060	0,198
7292496	RCMT120400	0,508	5,100	0,305	1,524
7292232	RCMT2006M0RH	1,300	8,000	0,400	1,300
7302769	RCMT1204M0RP	1,100	4,800	0,200	0,600
7302770	RCMT1204M0UP	0,600	4,800	0,100	0,960
7302771	RCMT1606M0UPG	1,300	6,400	0,300	1,280
7302772	RCMT2006M0UPG	1,300	8,000	0,300	1,600
7302774	RCMX2507M0RH	1,100	10,160	0,300	1,260
7302773	RCMX1003M0RP	1,300	4,000	0,300	2,000
7302795	RCMX2507M0TUPG	1,300	10,000	0,300	2,000

KCP25C APPLICATION DATA • SNMX INSERTS

MM	ISO Catalog Number	Min Depth of Cut	Max Depth of Cut	Min Feed Rate	Max Feed Rate
		m/min	m/min	m/min	m/min
7088031	SNMX190640S-WT5	1,000	6,000	0,200	2,300

GROOVING



GROOVING

Beyond Evolution 86
A4 93
Top Notch Grooving.....99

Beyond Evolution

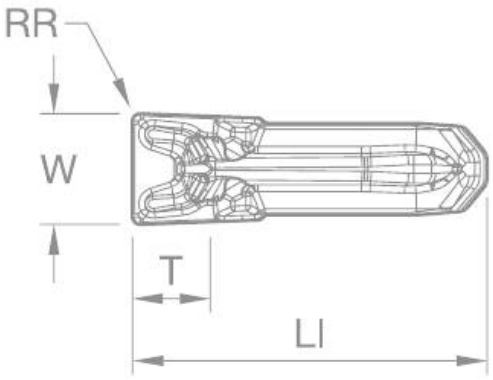

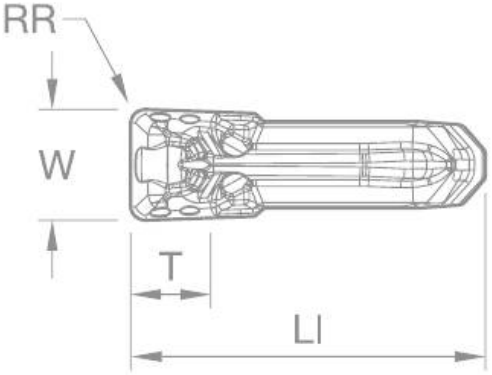

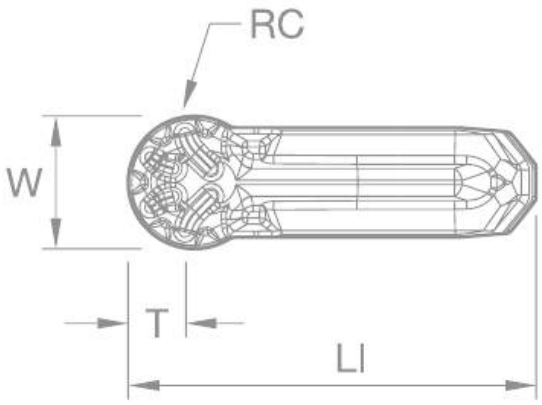

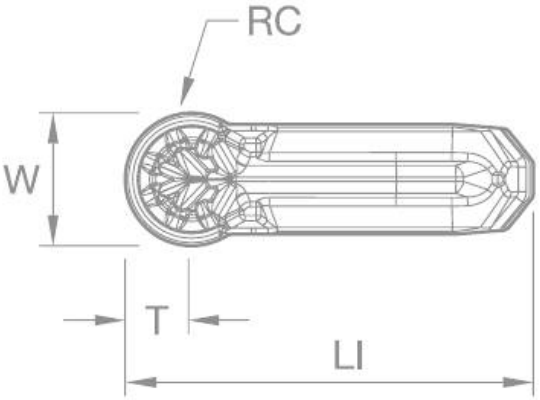



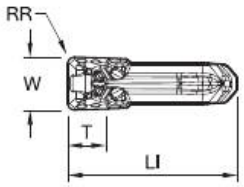

Beyond Evolution • Groove and Turn Insert

GUP Geometry • Molded • Inch

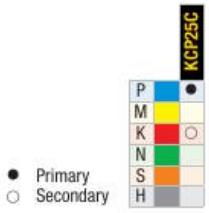

		W		RR		LI		T		
Catalog Number	Seat Size [SSC]	mm	in	mm	in	mm	in	mm	in	KCP25C
EG130I03U05GUP	3	3,30	0,130	0,20	0,008	9,60	0,378	2,30	0,091	7279273
EG130I03U1GUP	3	3,30	0,130	0,40	0,016	9,60	0,378	2,20	0,087	7279274
EG192I04U1GUP	4	4,88	0,192	0,40	0,016	10,19	0,401	2,75	0,108	7279277
EG192I04U2GUP	4	4,88	0,192	0,80	0,031	10,19	0,401	2,75	0,108	7279281
EG255I06U1GUP	6	6,48	0,255	0,40	0,016	14,58	0,574	3,95	0,156	7279289
EG317I08U3GUP	8	8,05	0,317	1,20	0,047	17,46	0,687	4,70	0,185	7279295

SSC = To correspond with the SSC on the toolholder.



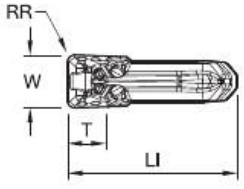

Beyond Evolution • Groove and Turn Insert

GUP Geometry • Molded • Metric

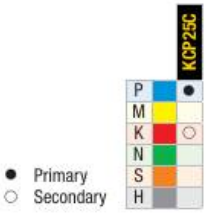

		W		RR		LI		T		
Catalog Number	Seat Size [SSC]	mm	in	mm	in	mm	in	mm	in	KCP25C
EG0212M02U02GUP	2	2,13	0,084	0,20	0,008	8,97	0,353	1,65	0,065	7279157
EG0251M02U02GUP	2	2,51	0,099	0,20	0,008	8,97	0,353	1,67	0,066	7279159
EG0312M03U04GUP	3	3,13	0,123	0,40	0,016	9,60	0,378	1,80	0,071	7279242
EG0412M04U04GUP	4	4,13	0,162	0,40	0,016	10,19	0,401	2,75	0,108	7279245
EG0412M04U08GUP	4	4,13	0,162	0,80	0,031	10,19	0,401	2,75	0,108	7279247
EG0512M05U04GUP	5	5,13	0,202	0,40	0,016	12,25	0,482	3,20	0,126	7279249
EG0512M05U08GUP	5	5,13	0,202	0,80	0,031	12,25	0,482	3,20	0,126	7279251
EG0612M06U04GUP	6	6,13	0,241	0,40	0,016	14,60	0,575	4,00	0,159	7279252
EG0612M06U08GUP	6	6,13	0,241	0,80	0,031	14,60	0,574	3,80	0,150	7279254
EG0812M08U08GUP	8	8,13	0,320	0,80	0,031	17,47	0,688	3,80	0,150	7279257

SSC = To correspond with the SSC on the toolholder.



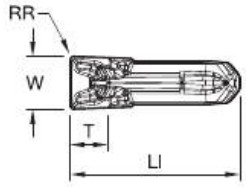

Beyond Evolution • Groove and Turn Insert

GUN Geometry • Molded • Inch

● Primary
○ Secondary

KCP25C

		W		RR		LI		T		
Catalog Number	Seat Size [SSC]	mm	in	mm	in	mm	in	mm	in	KCP25C
EG063I1FU05GUN	1F	1,60	0,063	0,20	0,008	9,00	0,355	1,80	0,071	7279255
EG125I03U05GUN	3	3,18	0,125	0,20	0,008	9,60	0,378	2,30	0,091	7279260
EG125I03U1GUN	3	3,18	0,125	0,40	0,016	9,60	0,378	2,20	0,087	7279271
EG130I03U05GUN	3	3,30	0,130	0,20	0,008	9,60	0,378	2,20	0,087	7279272
EG187I04U1GUN	4	4,75	0,187	0,40	0,016	10,20	0,401	2,75	0,108	7279275
EG187I04U2GUN	4	4,75	0,187	0,80	0,032	10,19	0,401	2,75	0,108	7279276
EG192I04U2GUN	4	4,88	0,192	0,80	0,031	10,19	0,401	2,75	0,108	7279279
EG250I06U1GUN	6	6,35	0,250	0,40	0,016	14,58	0,574	3,95	0,155	7279283
EG250I06U2GUN	6	6,35	0,250	0,80	0,032	14,58	0,574	3,00	0,118	7279285
EG255I06U1GUN	6	6,48	0,255	0,40	0,016	14,58	0,574	3,95	0,155	7279287
EG255I06U2GUN	6	6,48	0,255	0,80	0,031	14,58	0,574	3,95	0,155	7279291
EG317I08U3GUN	8	8,05	0,317	1,20	0,047	17,46	0,687	4,50	0,177	7279293

SSC = To correspond with the SSC on the toolholder.



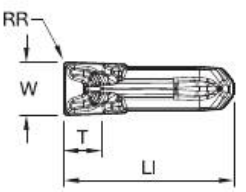

Beyond Evolution • Groove and Turn Insert

GUN Geometry • Molded • Metric

● Primary
○ Secondary

KCP25C

		W		RR		LI		T		
Catalog Number	Seat Size [SSC]	mm	in	mm	in	mm	in	mm	in	KCP25C
EG0212M02U02GUN	2	2,13	0,084	0,20	0,008	8,97	0,353	1,80	0,071	7279156
EG0251M02U02GUN	2	2,51	0,099	0,20	0,008	8,97	0,353	1,67	0,066	7279158
EG0312M03U02GUN	3	3,13	0,123	0,20	0,008	9,60	0,378	2,30	0,091	7279160
EG0312M03U04GUN	3	3,13	0,123	0,40	0,016	9,60	0,378	2,20	0,087	7279241
EG0412M04U04GUN	4	4,13	0,162	0,40	0,016	10,19	0,401	2,75	0,108	7279244
EG0412M04U08GUN	4	4,13	0,162	0,80	0,031	10,19	0,401	2,75	0,108	7279246
EG0512M05U04GUN	5	5,13	0,202	0,40	0,016	12,20	0,481	3,20	0,126	7279248
EG0512M05U08GUN	5	5,13	0,202	0,80	0,031	12,20	0,481	3,20	0,126	7279250
EG0612M06U08GUN	6	6,13	0,241	0,80	0,031	14,60	0,574	3,80	0,149	7279253
EG0812M08U08GUN	8	8,13	0,320	0,80	0,031	17,50	0,687	4,50	0,177	7279256
EG0812M08U12GUN	8	8,13	0,320	1,20	0,047	17,50	0,687	4,50	0,177	7279258
EG1012M10U12GUN	10	10,13	0,399	1,20	0,047	20,80	0,817	5,30	0,209	7279259

SSC = To correspond with the SSC on the toolholder.



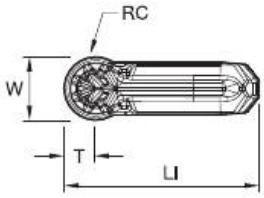

KCP25C

P ●
M
K ○
N
S
H

● Primary
○ Secondary

Beyond Evolution • Grooving Insert

GUP Geometry • Full Radius • Molded • Inch

		W		RC		LI		T		
Catalog Number	Seat Size [SSC]	mm	in	mm	in	mm	in	mm	in	KCP25C
ER130I03U00GUP	3	3,30	0,130	1,65	0,065	9,60	0,378	1,65	0,065	7279321
ER192I04U00GUP	4	4,88	0,192	2,44	0,096	10,20	0,401	2,44	0,096	7279325
ER255I06U00GUP	6	6,48	0,255	3,24	0,128	14,60	0,575	3,24	0,128	7279331

SSC = To correspond with the SSC on the toolholder.



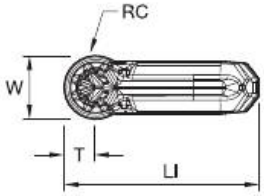

KCP25C

P ●
M
K ○
N
S
H

● Primary
○ Secondary

Beyond Evolution • Grooving Insert

GUP Geometry • Full Radius • Molded • Metric

		W		RC		LI		T		
Catalog Number	Seat Size [SSC]	mm	in	mm	in	mm	in	mm	in	KCP25C
ER0212M02U00GUP	2	2,12	0,084	1,06	0,042	8,97	0,353	1,65	0,065	7279297
ER0312M03U00GUP	3	3,13	0,123	1,56	0,062	9,60	0,378	2,30	0,091	7279301
ER0412M04U00GUP	4	4,13	0,162	2,06	0,081	10,20	0,401	1,40	0,055	7279305
ER0512M05U00GUP	5	5,13	0,202	2,56	0,101	12,20	0,482	2,56	0,101	7279309
ER0612M06U00GUP	6	6,13	0,241	3,06	0,121	14,60	0,575	3,90	0,154	7279313
ER0812M08U00GUP	8	8,13	0,320	4,06	0,160	17,50	0,688	4,70	0,185	7279317

SSC = To correspond with the SSC on the toolholder.



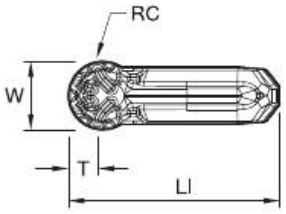

Beyond Evolution • Grooving Insert

GUN Geometry • Full Radius • Molded • Inch



● Primary
○ Secondary

		W		RC		LI		T		
Catalog Number	Seat Size [SSC]	mm	in	mm	in	mm	in	mm	in	KCP25C
ER094I02U00GUN	2	2,39	0,094	1,19	0,047	8,97	0,353	1,19	0,047	7279319
ER187I04U00GUN	4	4,75	0,187	2,37	0,093	10,20	0,400	2,70	0,108	7279323
ER250I06U00GUN	6	6,35	0,250	3,18	0,125	14,60	0,575	3,18	0,125	7279327
ER255I06U00GUN	6	6,48	0,255	3,24	0,128	14,60	0,575	3,24	0,128	7279329
ER312I08U00GUN	8	7,93	0,312	3,96	0,156	17,50	0,688	3,96	0,156	7279333
ER317I08U00GUN	8	8,05	0,317	4,03	0,159	17,50	0,688	4,03	0,159	7279335

SSC = To correspond with the SSC on the toolholder.



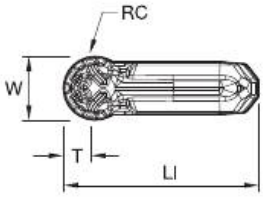

Beyond Evolution • Grooving Insert

GUN Geometry • Full Radius • Molded • Metric



● Primary
○ Secondary

		W		RC		LI		T		
Catalog Number	Seat Size [SSC]	mm	in	mm	in	mm	in	mm	in	KCP25C
ER0312M03U00GUN	3	3,13	0,123	1,56	0,062	9,60	0,378	2,32	0,091	7279299
ER0412M04U00GUN	4	4,13	0,162	2,06	0,081	10,20	0,401	2,06	0,081	7279303
ER0512M05U00GUN	5	5,13	0,202	2,56	0,101	12,20	0,482	2,56	0,101	7279307
ER0612M06U00GUN	6	6,13	0,241	3,06	0,121	14,60	0,575	3,06	0,121	7279311
ER0812M08U00GUN	8	8,13	0,320	4,06	0,160	17,47	0,688	4,06	0,160	7279315

SSC = To correspond with the SSC on the toolholder.

KCP25C APPLICATION DATA • GROOVING & CUT-OFF • BEYOND EVOLUTION

Material Group		Grooving & Cut-Off • Application Data • Recommended Starting Speeds (m/min)		
		KCP25C		
		MIN	STARTING	MAX
P	0	240	300	360
	1	240	300	360
	2	190	235	280
	3	165	190	220
	4	100	130	160
	5	175	220	260
	6	145	175	210
K	1	180	235	295
	2	135	185	230
	3	125	160	190

KCP25C APPLICATION DATA • GROOVING & CUT-OFF • PLUNGE FEED RATES • BEYOND EVOLUTION

Grooving & Cut-Off • Application Data • Plunge Feed Rates				
Geometry	Seat Size	RR	fn (mm/rev)	
		mm	MIN	MAX
GUP / GMP GMN / GUN	1F	0,20	0,05	0,08
	2	0,20	0,05	0,14
	3	0,20	0,05	0,16
		0,40	0,08	0,18
	4	0,40	0,08	0,22
		0,80	0,10	0,24
	5	0,40	0,10	0,23
		0,80	0,10	0,25
	6	0,40	0,10	0,22
		0,80	0,12	0,26
		1,20	0,14	0,30
	8	0,80	0,12	0,30
		1,20	0,14	0,32
	10	1,20	0,15	0,35
CL	1B	0,15	0,05	0,09
	2	0,20	0,05	0,11
	3	0,20	0,05	0,14
	4	0,20	0,05	0,18
CF	1B	0,00	0,04	0,08
		0,10	0,05	0,10
	2	0,00	0,04	0,08
		0,20	0,05	0,13
	3	0,00	0,04	0,12
		0,20	0,05	0,18
	4	0,00	0,04	0,12
		0,20	0,05	0,20
	5	0,00	0,04	0,14
		0,30	0,05	0,23
CM	1B	0,15	0,05	0,09
	2	0,20	0,05	0,13
	3	0,20	0,05	0,18
	4	0,20	0,05	0,20
	5	0,30	0,05	0,20
	6	0,30	0,05	0,20
		0,40	0,05	0,25
	8	0,40	0,05	0,30
CR	2	0,20	0,08	0,13
	3	0,20	0,08	0,23
	4	0,20	0,08	0,30
	5	0,30	0,10	0,35
	6	0,30	0,10	0,40
		0,40	0,10	0,40
	8	0,40	0,10	0,43

KCP25C APPLICATION DATA • GROOVING & CUT-OFF • TURN & PROFILE FEED RATES • BEYOND EVOLUTION

Seat Size 1F

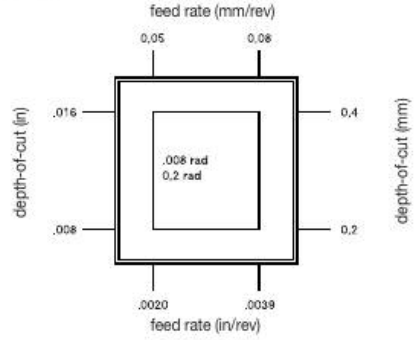

Seat Size 2

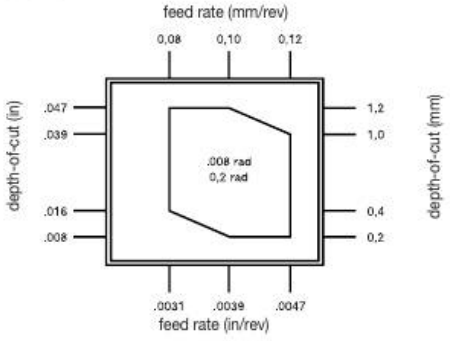

Seat Size 3

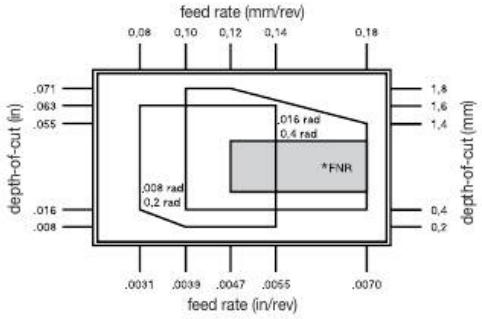

Seat Size 4

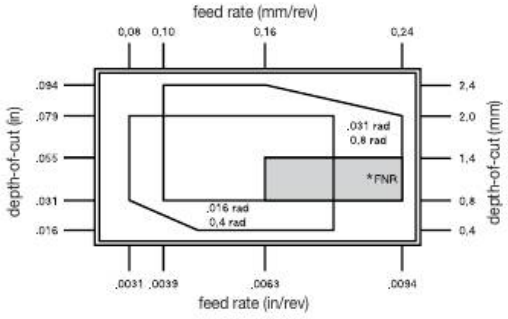

*FNR= Full Nose Radius

Seat Size 5

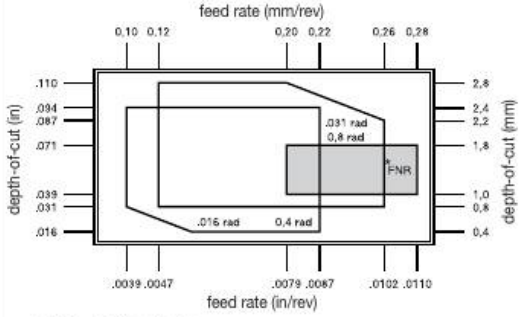

* **FNR** = Full Nose Radius

Seat Size 6

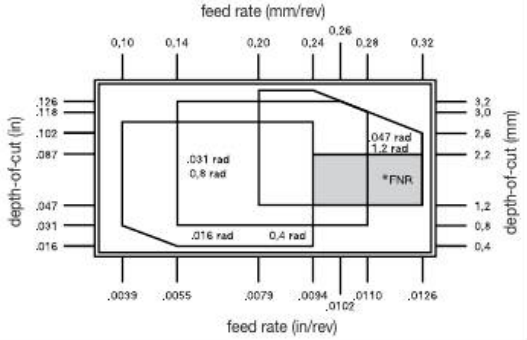

Seat Size 8

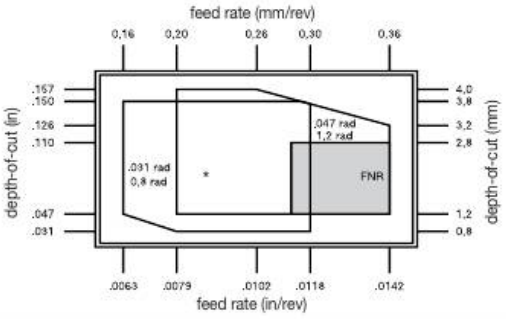

Seat Size 10

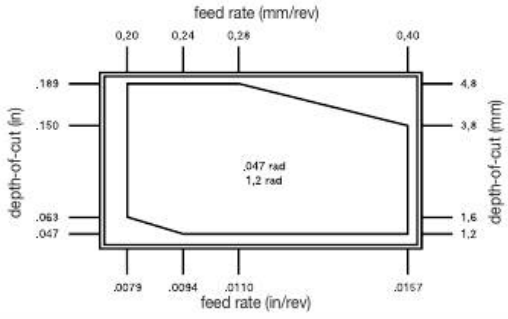

*FNR= Full Nose Radius

A4

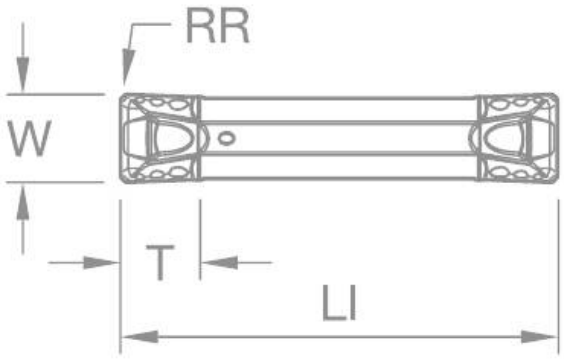

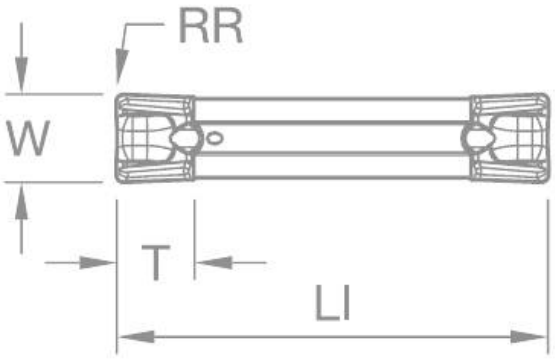

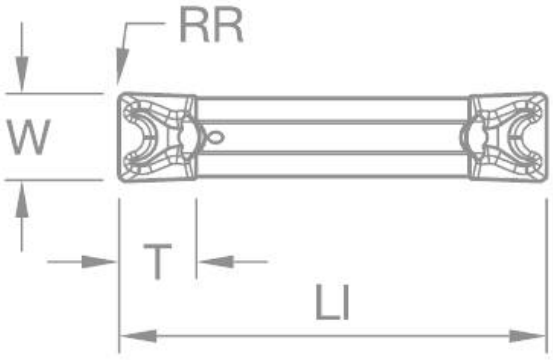

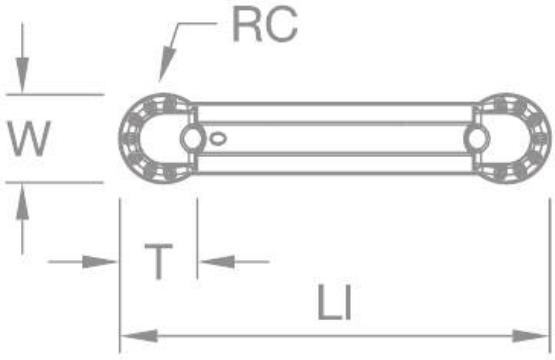



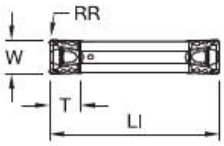

KCP25C

P ●
M
K ○
N
S
H

● Primary
○ Secondary

A4 Groove and Turn Insert

A4G-U-GUP • High Positive • Square • Molded

		W		RR		LI		T		
Catalog Number	Seat Size [SSC]	mm	in	mm	in	mm	in	mm	in	KCP25C
A4G0205M02U02GUP	2	2,13	0,084	0,20	0,008	20,15	0,793	2,00	0,079	7279278
A4G0305M03U02GUP	3	3,13	0,123	0,20	0,008	20,15	0,793	3,00	0,118	7279282
A4G0305M03U04GUP	3	3,13	0,123	0,40	0,016	20,15	0,793	3,00	0,118	7279286
A4G0405M04U04GUP	4	4,12	0,162	0,40	0,016	20,15	0,793	3,40	0,134	7279292
A4G0405M04U08GUP	4	4,12	0,162	0,80	0,031	20,15	0,793	3,40	0,134	7279296
A4G0505M05U04GUP	5	5,13	0,202	0,40	0,016	25,15	0,990	4,20	0,165	7279300
A4G0505M05U08GUP	5	5,13	0,202	0,80	0,031	25,15	0,990	4,20	0,165	7279304
A4G0605M06U04GUP	6	6,12	0,241	0,40	0,016	30,10	1,185	4,50	0,177	7279310
A4G0605M06U08GUP	6	6,12	0,241	0,80	0,031	30,10	1,185	4,50	0,177	7279314
A4G0605M06U12GUP	6	6,12	0,241	1,20	0,047	30,10	1,185	4,50	0,177	7279318
A4G0805M08U08GUP	8	8,13	0,320	0,80	0,031	30,10	1,185	6,00	0,236	7279322
A4G0805M08U12GUP	8	8,13	0,320	1,20	0,047	30,10	1,185	6,00	0,236	7279326
A4G1005M10U12GUP	10	10,13	0,399	1,20	0,047	30,10	1,185	6,10	0,238	7279332

SSC = To correspond with the SSC on the toolholder.



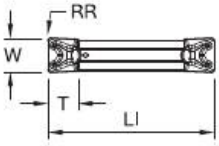

KCP25C

P ●
M
K ○
N
S
H

● Primary
○ Secondary

A4 Groove and Turn Insert • A4G-U-GMN

Medium Negative • Square • Molded

		W		RR		LI		T		
Catalog Number	Seat Size [SSC]	mm	in	mm	in	mm	in	mm	in	KCP25C
A4G0305M03U02GMN	3	3,12	0,123	0,20	0,008	20,00	0,787	3,50	0,138	7279280
A4G0305M03U04GMN	3	3,12	0,123	0,40	0,016	20,00	0,787	3,50	0,138	7279284
A4G0405M04U04GMN	4	4,12	0,162	0,40	0,016	20,00	0,787	3,40	0,134	7279288
A4G0405M04U08GMN	4	4,12	0,162	0,80	0,031	20,00	0,787	3,40	0,134	7279294
A4G0505M05U04GMN	5	5,12	0,202	0,40	0,016	25,00	0,984	4,20	0,165	7279298
A4G0505M05U08GMN	5	5,12	0,202	0,80	0,031	25,00	0,984	4,20	0,165	7279302
A4G0605M06U04GMN	6	6,13	0,241	0,40	0,016	30,00	1,181	4,90	0,193	7279306
A4G0605M06U08GMN	6	6,13	0,241	0,80	0,031	30,00	1,181	4,90	0,193	7279312
A4G0605M06U12GMN	6	6,13	0,241	1,20	0,047	30,00	1,181	4,90	0,193	7279316
A4G0805M08U08GMN	8	8,13	0,320	0,80	0,031	30,00	1,181	6,40	0,252	7279320
A4G0805M08U12GMN	8	8,13	0,320	1,20	0,047	30,00	1,181	6,40	0,252	7279324
A4G1005M10U08GMN	10	10,13	0,399	0,80	0,031	30,00	1,181	8,10	0,319	7279328
A4G1005M10U12GMN	10	10,13	0,399	1,20	0,047	30,00	1,181	8,10	0,319	7279330

SSC = To correspond with the SSC on the toolholder.



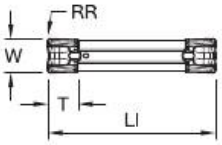

A4 Groove and Turn Insert

A4G-U-GMP • Medium Positive • Square • Molded

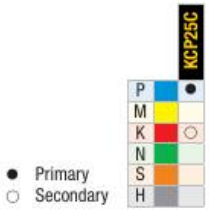

		W		RR		LI		T		
Catalog Number	Seat Size [SSC]	mm	in	mm	in	mm	in	mm	in	KCP25C
A4G0405M04U04GMP	4	4,10	0,161	0,40	0,016	20,10	0,791	3,40	0,134	7279290
A4G0605M06U04GMP	6	6,13	0,241	0,40	0,016	30,10	1,185	4,90	0,193	7279308

SSC = To correspond with the SSC on the toolholder.



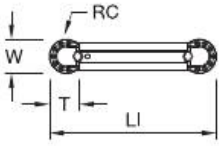

A4 Groove and Turn Insert

A4R-U-GMN • Medium Negative • Full Radius • Molded

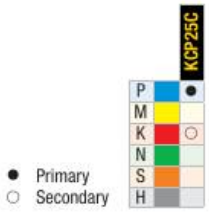

		W		RC		LI		T		
Catalog Number	Seat Size [SSC]	mm	in	mm	in	mm	in	mm	in	KCP25C
A4R0305M03U00GMN	3	3,12	0,123	1,56	0,061	20,10	0,791	1,56	0,061	7279334
A4R0405M04U00GMN	4	4,12	0,162	2,06	0,081	20,10	0,791	2,06	0,081	7279336
A4R0505M05U00GMN	5	5,13	0,202	2,56	0,101	25,15	0,990	2,56	0,101	7279337
A4R0605M06U00GMN	6	6,13	0,241	3,06	0,121	30,10	1,185	3,06	0,121	7279338
A4R0805M08U00GMN	8	8,13	0,320	4,06	0,160	30,10	1,185	4,06	0,160	7279339
A4R1005M10U00GMN	10	10,13	0,399	5,06	0,199	30,10	1,185	5,06	0,199	7279340

SSC = To correspond with the SSC on the toolholder.

KCP25C APPLICATION DATA • GROOVING & CUT-OFF • A4

Material Group		Grooving & Cutoff • Application Data • Recommended Starting Speeds (m/min)		
		KCP25C		
		MIN	STARTING	MAX
P	0	160	320	400
	1	160	320	400
	2	160	220	335
	3	155	170	270
	4	85	120	200
	5	130	220	295
	6	120	165	255
K	1	180	235	295
	2	135	185	230
	3	125	160	190

KCP25C APPLICATION DATA • GROOVING & CUT-OFF • PLUNGE FEED RATES • A4

Grooving & Cut-Off • Application Data • Plunge Feed Rates				
Geometry	Seat Size	RR	fn (mm/rev)	
		mm	MIN	MAX
GUP / GMP GMN / GUN	1F	0,20	0,05	0,08
	2	0,20	0,05	0,14
	3	0,20	0,05	0,16
		0,40	0,08	0,18
	4	0,40	0,08	0,22
		0,80	0,10	0,24
	5	0,40	0,10	0,23
		0,80	0,10	0,25
	6	0,40	0,10	0,22
		0,80	0,12	0,26
		1,20	0,14	0,30
	8	0,80	0,12	0,30
		1,20	0,14	0,32
	10	1,20	0,15	0,35
CL	1B	0,15	0,05	0,09
	2	0,20	0,05	0,11
	3	0,20	0,05	0,14
	4	0,20	0,05	0,18
CF	1B	0,00	0,04	0,08
		0,10	0,05	0,10
	2	0,00	0,04	0,08
		0,20	0,05	0,13
	3	0,00	0,04	0,12
		0,20	0,05	0,18
	4	0,00	0,04	0,12
		0,20	0,05	0,20
	5	0,00	0,04	0,14
		0,30	0,05	0,23
CM	1B	0,15	0,05	0,09
	2	0,20	0,05	0,13
	3	0,20	0,05	0,18
	4	0,20	0,05	0,20
	5	0,30	0,05	0,20
	6	0,30	0,05	0,20
		0,40	0,05	0,25
	8	0,40	0,05	0,30
CR	2	0,20	0,08	0,13
	3	0,20	0,08	0,23
	4	0,20	0,08	0,30
	5	0,30	0,10	0,35
	6	0,30	0,10	0,40
		0,40	0,10	0,40
	8	0,40	0,10	0,43

KCP25C APPLICATION DATA • TURN & PROFILE FEED RATES • GUP/GMP GEOMETRIES • A4

Seat Size 2

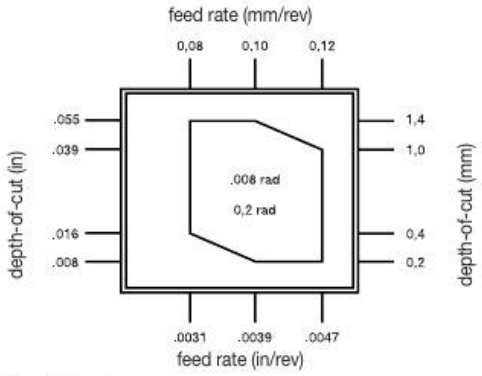

Seat Size 3

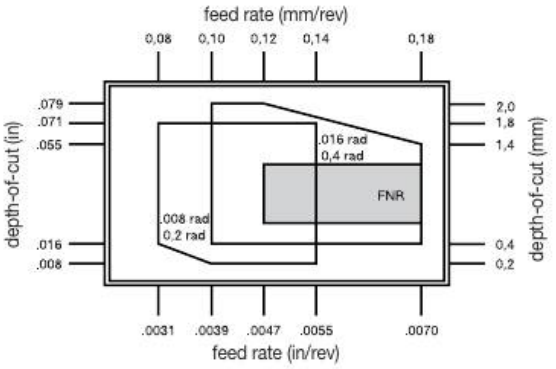

Seat Size 4

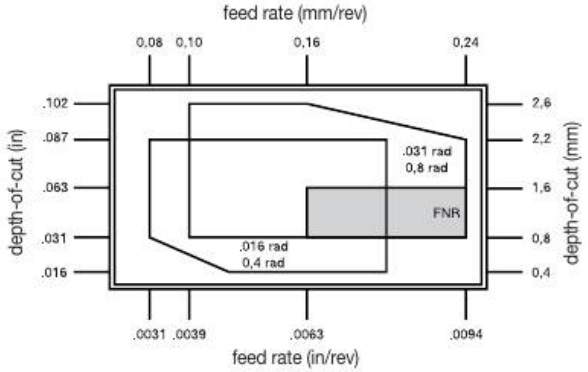

Seat Size 5

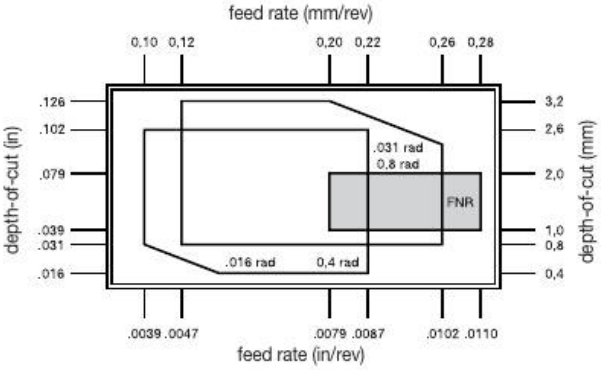

Seat Size 6

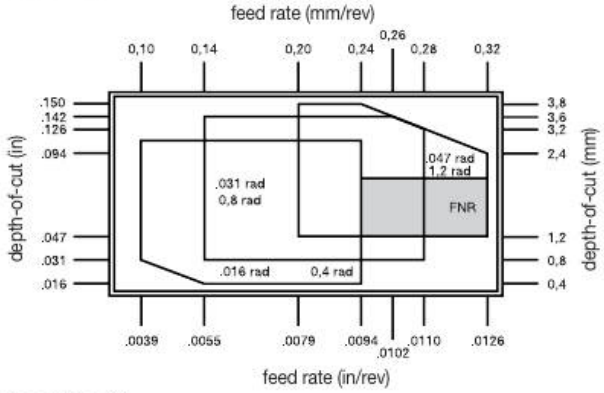

Seat Size 8

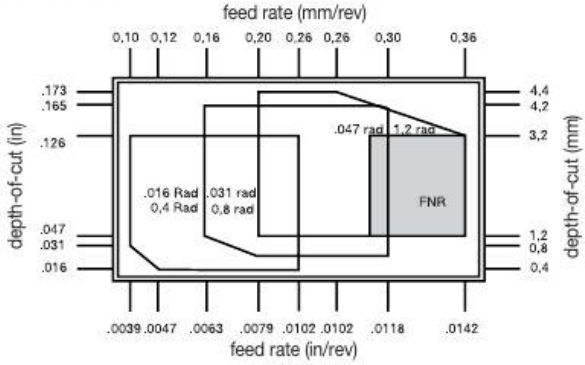

Seat Size 10

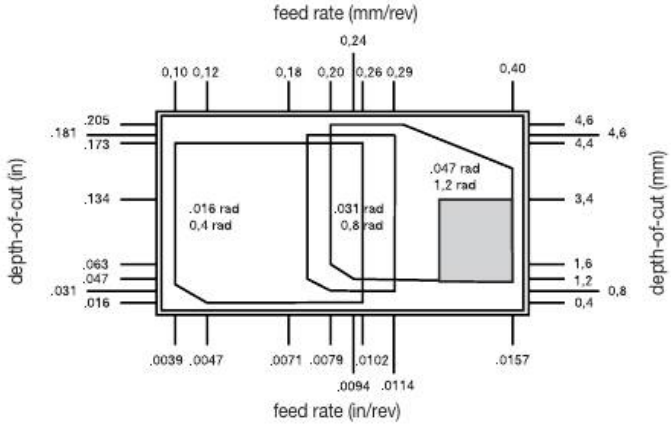

KCP25C APPLICATION DATA • TURN & PROFILE FEED RATES • GMN GEOMETRIES • A4

Seat Size 2

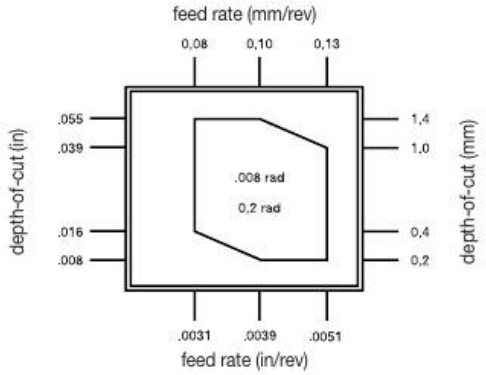

Seat Size 3

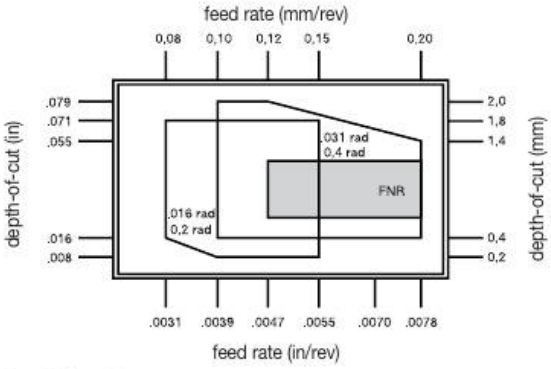

Seat Size 4

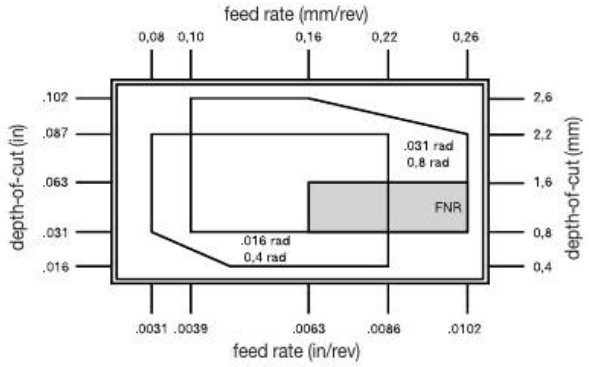

Seat Size 5

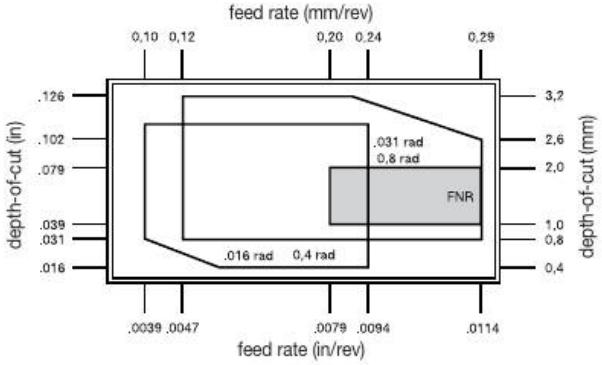

Seat Size 6

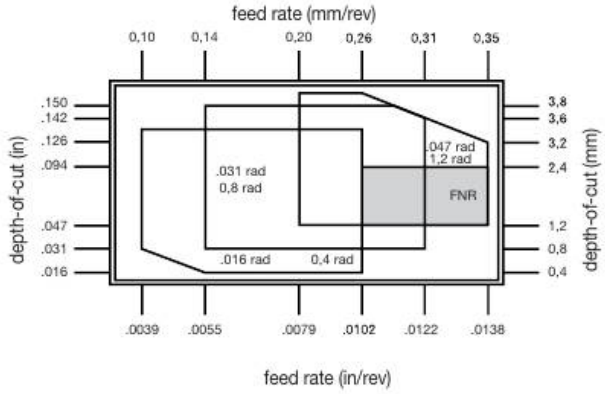

Seat Size 8

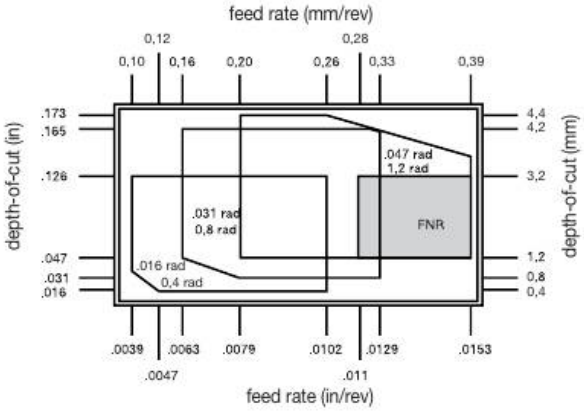

Seat Size 10

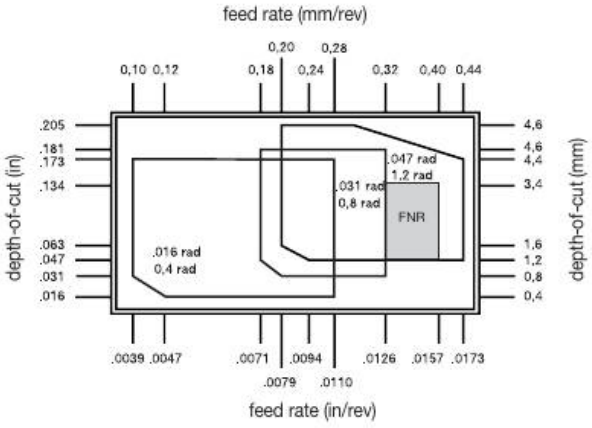

Top Notch Grooving

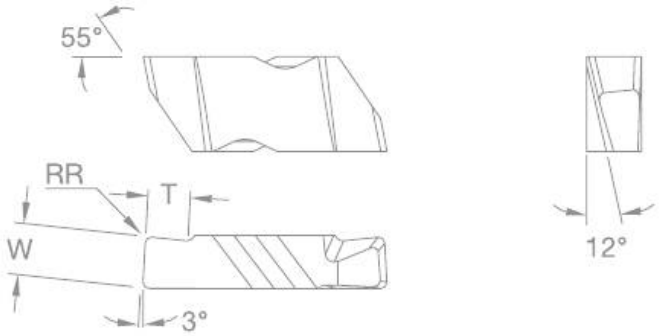

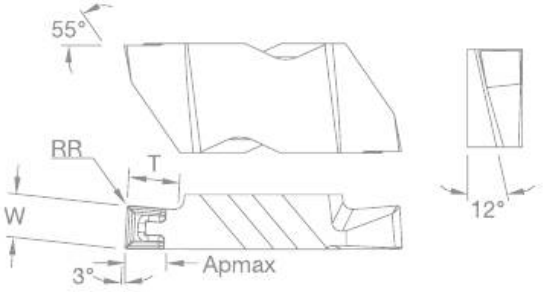

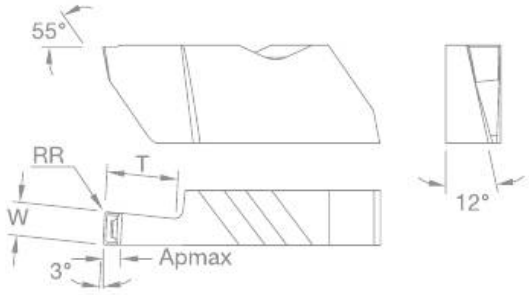

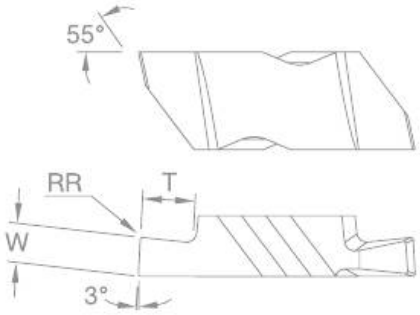



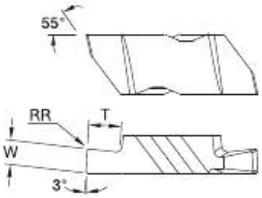



● Primary
○ Secondary

NG • Groove and Turn • Flat Top

		W		RR		T		
Catalog Number	Seat Size [SSC]	mm	in	mm	in	mm	in	KCP25C
right hand								
NG2031R	2	0,79	0,031	0,09	0,004	1,27	0,050	7279076
NG2041R	2	1,04	0,041	0,09	0,004	1,27	0,050	7279113
NG2047R	2	1,19	0,047	0,09	0,004	1,27	0,050	7279086
NG2058R	2	1,47	0,058	0,19	0,008	1,27	0,050	7279131
NG2062R	2	1,58	0,062	0,19	0,008	2,79	0,110	7279081
NG2094R	2	2,39	0,094	0,19	0,008	2,79	0,110	7279126
NG2125R	2	3,18	0,125	0,19	0,008	2,79	0,110	7279129
NG3047R	3	1,19	0,047	0,19	0,008	1,91	0,075	7279073
NG3062R	3	1,58	0,062	0,19	0,008	2,39	0,094	7278766
NG3072R	3	1,83	0,072	0,19	0,008	2,39	0,094	7279118
NG3078R	3	1,98	0,078	0,19	0,008	2,39	0,094	7279079
NG3088R	3	2,24	0,088	0,19	0,008	2,39	0,094	7279122
NG3094R	3	2,39	0,094	0,19	0,008	3,81	0,150	7278769
NG3097R	3	2,46	0,097	0,32	0,013	3,81	0,150	7279119
NG3105R	3	2,67	0,105	0,19	0,008	3,81	0,150	7279084
NG3110R	3	2,79	0,110	0,32	0,013	3,81	0,150	7279072
NG3125R	3	3,18	0,125	0,19	0,008	3,81	0,150	7278767
NG3156R	3	3,96	0,156	0,19	0,008	3,81	0,150	7279080
NG3185R	3	4,70	0,185	0,57	0,023	3,81	0,150	7279134
NG3189R	3	4,80	0,189	0,57	0,023	3,81	0,150	7279078
NG4125R	4	3,18	0,125	0,19	0,008	3,81	0,150	7279133
NG4189R	4	4,80	0,189	0,57	0,023	6,35	0,250	7279077
NG4250R	4	6,35	0,250	0,57	0,023	6,35	0,250	7279085
left hand								
NG2031L	2	0,79	0,031	0,09	0,004	1,27	0,050	7279111
NG2041L	2	1,04	0,041	0,09	0,004	1,27	0,050	7279132
NG2047L	2	1,19	0,047	0,09	0,004	1,27	0,050	7279117
NG2058L	2	1,47	0,058	0,19	0,008	1,27	0,050	7279139
NG2062L	2	1,58	0,062	0,19	0,008	2,79	0,110	7279083
NG2094L	2	2,39	0,094	0,19	0,008	2,79	0,110	7279112
NG2125L	2	3,18	0,125	0,19	0,008	2,79	0,110	7279088
NG3047L	3	1,19	0,047	0,19	0,008	1,91	0,075	7279082
NG3062L	3	1,57	0,062	0,19	0,008	2,38	0,094	7278770
NG3072L	3	1,83	0,072	0,19	0,008	2,39	0,094	7279087
NG3078L	3	1,98	0,078	0,19	0,008	2,39	0,094	7279115
NG3088L	3	2,24	0,088	0,19	0,008	2,39	0,094	7279121
NG3094L	3	2,39	0,094	0,19	0,008	3,81	0,150	7279071
NG3105L	3	2,67	0,105	0,19	0,008	3,81	0,150	7279114
NG3122L	3	3,10	0,122	0,19	0,008	3,81	0,150	7279130
NG3125L	3	3,18	0,125	0,19	0,008	3,81	0,150	7278768
NG3142L	3	3,61	0,142	0,32	0,013	3,81	0,150	7279137
NG3156L	3	3,96	0,156	0,19	0,008	3,81	0,150	7279120
NG3185L	3	4,70	0,185	0,57	0,023	3,81	0,150	7279125
NG3189L	3	4,80	0,189	0,57	0,023	3,81	0,150	7279075
NG4125L	4	3,18	0,125	0,19	0,008	3,81	0,150	7279116
NG4189L	4	4,80	0,189	0,57	0,023	6,35	0,250	7279089
NG4250L	4	6,35	0,250	0,57	0,023	6,35	0,250	7279074

SSC = To correspond with the SSC on the toolholder.



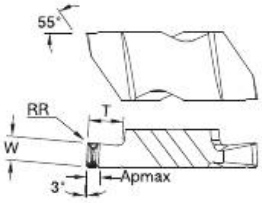

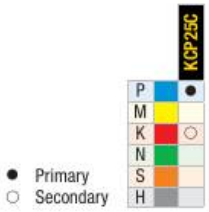

NG-K • Groove and Turn • Chip Breaker

		W		Ap max		RR		T		
Catalog Number	Seat Size [SSC]	mm	in	mm	in	mm	in	mm	in	KCP25C
right hand										
NG2M050RK	2	0,50	0,020	0,64	0,025	0,09	0,004	0,64	0,025	7278455
NG2031RK	2	0,79	0,031	0,76	0,030	0,09	0,004	1,27	0,050	7277840
NG2M080RK	2	0,80	0,032	0,76	0,030	0,09	0,004	1,27	0,050	7278456
NG2M100RK	2	1,00	0,039	0,76	0,030	0,09	0,004	1,28	0,050	7278457
NG2047RK	2	1,19	0,047	0,76	0,030	0,09	0,004	1,27	0,050	7278451
NG2M120RK	2	1,20	0,047	0,76	0,030	0,09	0,004	1,27	0,050	7278458
NG2M140RK	2	1,40	0,055	0,76	0,030	0,09	0,004	1,28	0,050	7278459
NG2M150RK	2	1,50	0,059	1,09	0,043	0,19	0,008	2,81	0,110	7278460
NG2062RK	2	1,58	0,062	1,09	0,043	0,19	0,008	2,81	0,110	7278452
NG2M170RK	2	1,70	0,067	1,09	0,043	0,19	0,008	2,81	0,110	7278471
NG2M175RK	2	1,75	0,069	1,09	0,043	0,19	0,008	2,81	0,110	7278472
NG2M195RK	2	1,95	0,077	1,09	0,043	0,19	0,008	2,81	0,110	7278473
NG2M200RK	2	2,00	0,079	1,09	0,043	0,19	0,008	2,81	0,110	7278474
NG2M220RK	2	2,20	0,087	1,09	0,043	0,19	0,008	2,81	0,110	7278475
NG2M225RK	2	2,25	0,089	1,09	0,043	0,19	0,008	2,81	0,110	7278476
NG2094RK	2	2,39	0,094	1,09	0,043	0,19	0,008	2,79	0,110	7278453
NG2M250RK	2	2,50	0,098	1,09	0,043	0,19	0,008	2,81	0,110	7278477
NG2M300RK	2	3,00	0,118	1,09	0,043	0,19	0,008	2,81	0,110	7278478
NG2125RK	2	3,18	0,125	1,09	0,043	0,19	0,008	2,79	0,110	7278454
NG2M325RK	2	3,25	0,128	1,09	0,043	0,19	0,008	2,79	0,110	7278479
NG3M100RK	3	1,00	0,039	0,76	0,030	0,20	0,008	1,91	0,075	7278488
NG3047RK	3	1,19	0,047	0,76	0,030	0,19	0,008	1,91	0,075	7278480
NG3M120RK	3	1,20	0,047	0,76	0,030	0,19	0,008	1,91	0,075	7278489
NG3M150RK	3	1,50	0,059	1,02	0,040	0,19	0,008	2,39	0,094	7278490
NG3062RK	3	1,57	0,062	1,02	0,040	0,19	0,008	2,39	0,094	7278481
NG3M175RK	3	1,75	0,069	1,02	0,040	0,19	0,008	2,39	0,094	7278501
NG3072RK	3	1,83	0,072	1,02	0,040	0,19	0,008	2,39	0,094	7278482
NG3078RK	3	1,98	0,078	1,02	0,040	0,19	0,008	2,39	0,094	7278483
NG3M200RK	3	2,00	0,079	1,02	0,040	0,19	0,008	2,39	0,094	7278502
NG3M220RK	3	2,20	0,087	1,02	0,040	0,19	0,008	2,39	0,094	7278503
NG3M225RK	3	2,24	0,088	1,02	0,040	0,19	0,008	2,39	0,094	7278504
NG3094RK	3	2,39	0,094	1,02	0,040	0,19	0,008	3,81	0,150	7278484
NG3M250RK	3	2,50	0,098	1,02	0,040	0,19	0,008	3,81	0,150	7278505
NG3M275RK	3	2,75	0,108	1,02	0,040	0,19	0,008	3,81	0,150	7278506
NG3M300RK	3	3,00	0,118	1,02	0,040	0,19	0,008	3,81	0,150	7278507
NG3125RK	3	3,18	0,125	1,02	0,040	0,20	0,008	3,81	0,150	7278485
NG3M325RK	3	3,25	0,128	1,02	0,040	0,19	0,008	3,81	0,150	7278508
NG3M350RK	3	3,50	0,138	2,92	0,115	0,32	0,013	3,81	0,150	7278509
NG3156RK	3	3,96	0,156	2,92	0,115	0,19	0,008	3,81	0,150	7278486
NG3M400RK	3	4,00	0,158	2,92	0,115	0,32	0,013	3,81	0,150	7278510
NG3M425RK	3	4,25	0,167	2,92	0,115	0,32	0,013	3,81	0,150	7278521
NG3M450RK	3	4,50	0,177	2,92	0,115	0,32	0,013	3,81	0,150	7278522
NG3189RK	3	4,80	0,189	2,92	0,115	0,57	0,023	3,81	0,150	7278487
NG4M300RK	4	3,00	0,118	1,02	0,040	0,19	0,008	3,81	0,150	7278526
NG4125RK	4	3,18	0,125	1,34	0,053	0,19	0,008	3,81	0,150	7278523
NG4M350RK	4	3,50	0,138	2,92	0,115	0,57	0,023	6,35	0,250	7278527
NG4M400RK	4	4,00	0,158	2,92	0,115	0,57	0,023	6,35	0,250	7278528
NG4M450RK	4	4,50	0,177	2,92	0,115	0,57	0,023	6,35	0,250	7278529
NG4189RK	4	4,80	0,189	2,92	0,115	0,57	0,023	6,35	0,250	7278524
NG4M500RK	4	5,00	0,197	2,92	0,115	0,32	0,013	6,35	0,250	7279361
NG4M550RK	4	5,50	0,217	3,81	0,150	0,58	0,023	6,35	0,250	7278530
NG4M600RK	4	6,00	0,236	3,81	0,150	0,58	0,023	6,35	0,250	7278531
NG4250RK	4	6,35	0,250	3,81	0,150	0,57	0,023	6,35	0,250	7278525

NG-K • Groove and Turn • Chip Breaker - continued

KCP25C

P ●
M
K ○
N
S
H

● Primary
○ Secondary

		W		Ap max		RR		T		
Catalog Number	Seat Size [SSC]	mm	in	mm	in	mm	in	mm	in	KCP25C
left hand										
NG2M050LK	2	0,50	0,020	0,64	0,025	0,09	0,004	0,64	0,025	7278847
NG2031LK	2	0,79	0,031	0,76	0,030	0,09	0,004	1,27	0,050	7278842
NG2M080LK	2	0,80	0,032	0,76	0,030	0,09	0,004	1,27	0,050	7278848
NG2M100LK	2	1,00	0,039	0,76	0,030	0,09	0,004	1,27	0,050	7278849
NG2047LK	2	1,19	0,047	0,76	0,030	0,09	0,004	1,27	0,050	7278843
NG2M120LK	2	1,20	0,047	0,76	0,030	0,09	0,004	1,27	0,050	7278850
NG2M140LK	2	1,40	0,055	0,76	0,030	0,09	0,004	1,27	0,050	7278921
NG2M150LK	2	1,50	0,059	1,09	0,043	0,19	0,008	2,79	0,110	7278922
NG2062LK	2	1,58	0,062	1,09	0,043	0,19	0,008	2,81	0,110	7278844
NG2M170LK	2	1,70	0,067	1,09	0,043	0,19	0,008	2,79	0,110	7278923
NG2M175LK	2	1,75	0,069	1,09	0,043	0,19	0,008	2,79	0,110	7278924
NG2M195LK	2	1,95	0,077	1,09	0,043	0,19	0,008	2,79	0,110	7278925
NG2M200LK	2	2,00	0,079	1,09	0,043	0,19	0,008	2,79	0,110	7278926
NG2M220LK	2	2,20	0,087	1,09	0,043	0,19	0,008	2,79	0,110	7278927
NG2M225LK	2	2,25	0,089	1,09	0,043	0,19	0,008	2,79	0,110	7278928
NG2094LK	2	2,39	0,094	1,09	0,043	0,19	0,008	2,79	0,110	7278845
NG2M250LK	2	2,50	0,098	1,09	0,043	0,19	0,008	2,79	0,110	7278929
NG2M275LK	2	2,75	0,108	1,09	0,043	0,19	0,008	2,80	0,110	7278930
NG2M300LK	2	3,00	0,118	1,09	0,043	0,19	0,008	2,80	0,110	7278931
NG2125LK	2	3,18	0,125	1,09	0,043	0,19	0,008	2,79	0,110	7278846
NG2M325LK	2	3,25	0,128	1,09	0,043	0,19	0,008	2,79	0,110	7278932
NG3M100LK	3	1,00	0,039	0,76	0,030	0,20	0,008	1,91	0,075	7278941
NG3047LK	3	1,19	0,047	0,76	0,030	0,19	0,008	1,90	0,075	7278933
NG3M150LK	3	1,50	0,059	1,02	0,040	0,19	0,008	2,39	0,094	7278942
NG3062LK	3	1,58	0,062	1,02	0,040	0,19	0,008	2,39	0,094	7278934
NG3072LK	3	1,83	0,072	1,02	0,040	0,19	0,008	2,39	0,094	7278935
NG3078LK	3	1,98	0,078	1,02	0,040	0,19	0,008	2,39	0,094	7278936
NG3M200LK	3	2,00	0,079	1,02	0,040	0,19	0,008	2,39	0,094	7278943
NG3M220LK	3	2,20	0,087	1,02	0,040	0,19	0,008	2,39	0,094	7278944
NG3M225LK	3	2,25	0,089	1,02	0,040	0,19	0,008	2,39	0,094	7278945
NG3094LK	3	2,39	0,094	1,02	0,040	0,19	0,008	3,81	0,150	7278937
NG3M250LK	3	2,50	0,098	1,02	0,040	0,19	0,008	3,81	0,150	7278946
NG3M275LK	3	2,75	0,108	1,02	0,040	0,19	0,008	3,81	0,150	7278947
NG3M300LK	3	3,00	0,118	1,02	0,040	0,19	0,008	3,81	0,150	7278948
NG3125LK	3	3,18	0,125	1,02	0,040	0,20	0,008	3,81	0,150	7278938
NG3M320LK	3	3,20	0,126	1,02	0,040	0,19	0,008	3,81	0,150	7278949
NG3M325LK	3	3,25	0,128	1,02	0,040	0,19	0,008	3,81	0,150	7278950
NG3M350LK	3	3,50	0,138	2,92	0,115	0,32	0,013	3,81	0,150	7278951
NG3156LK	3	3,96	0,156	2,92	0,115	0,19	0,008	3,81	0,150	7278939
NG3M425LK	3	4,25	0,167	2,92	0,115	0,32	0,013	3,81	0,150	7278952
NG3M450LK	3	4,50	0,177	2,92	0,115	0,32	0,013	3,81	0,150	7278953
NG3189LK	3	4,80	0,189	2,92	0,115	0,57	0,023	3,81	0,150	7278940
NG4125LK	4	3,18	0,125	1,34	0,053	0,19	0,008	3,81	0,150	7278954
NG4M320LK	4	3,20	0,126	1,02	0,040	0,19	0,008	3,81	0,150	7278957
NG4M350LK	4	3,50	0,138	2,92	0,115	0,57	0,023	6,35	0,250	7278958
NG4M400LK	4	4,00	0,158	2,92	0,115	0,57	0,023	6,35	0,250	7278959
NG4189LK	4	4,80	0,189	2,92	0,115	0,57	0,023	6,35	0,250	7278955
NG4M500LK	4	5,00	0,197	2,92	0,115	0,32	0,013	6,34	0,250	7278960
NG4M550LK	4	5,50	0,217	3,81	0,150	0,57	0,023	6,34	0,250	7278961
NG4250LK	4	6,35	0,250	3,81	0,150	0,57	0,023	6,35	0,250	7278956

SSC = To correspond with the SSC on the toolholder.



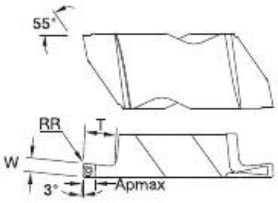

NGD-K • Groove and Turn • Deep Grooving • Double Ended • Chip Breaker

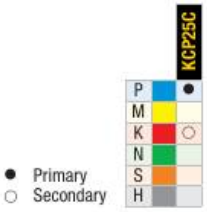

		W		Ap max		RR		T		
Catalog Number	Seat Size [SSC]	mm	in	mm	in	mm	in	mm	in	KCP25C
right hand										
NGD3062RK	3	1,58	0,062	1,02	0,040	0,19	0,008	3,18	0,125	7278532
NGD3094RK	3	2,39	0,094	1,02	0,040	0,19	0,008	6,35	0,250	7278533
NGD3125RK	3	3,18	0,125	1,02	0,040	0,19	0,008	6,35	0,250	7278534
NGD3189RK	3	4,80	0,189	2,92	0,115	0,58	0,023	6,35	0,250	7278535
NGD4125RK	4	3,18	0,125	1,02	0,040	0,19	0,008	6,35	0,250	7278536
NGD4189RK	4	4,80	0,189	2,92	0,115	0,57	0,023	9,53	0,375	7278537
NGD4250RK	4	6,35	0,250	3,81	0,150	0,57	0,023	12,70	0,500	7278538
left hand										
NGD3062LK	3	1,58	0,062	1,02	0,040	0,19	0,008	3,18	0,125	7278962
NGD3094LK	3	2,39	0,094	1,02	0,040	0,19	0,008	6,34	0,250	7278963
NGD3125LK	3	3,18	0,125	1,02	0,040	0,19	0,008	6,35	0,250	7278964
NGD3189LK	3	4,80	0,189	2,92	0,115	0,57	0,023	6,35	0,250	7278965
NGD4125LK	4	3,18	0,125	1,02	0,040	0,19	0,008	6,35	0,250	7278966
NGD4189LK	4	4,80	0,189	2,92	0,115	0,57	0,023	9,53	0,375	7278967
NGD4250LK	4	6,35	0,250	3,80	0,150	0,57	0,023	12,70	0,500	7278968

SSC = To correspond with the SSC on the toolholder.



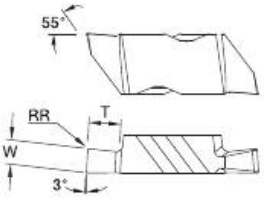

NGP • Groove and Turn • Positive • Flat Top

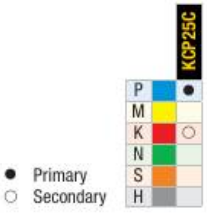

		W		RR		T		
Catalog Number	Seat Size [SSC]	mm	in	mm	in	mm	in	KCP25C
right hand								
NGP2031R	2	0,79	0,031	0,09	0,004	1,27	0,050	7279136
NGP2062R	2	1,58	0,062	0,19	0,008	2,79	0,110	7279123
NGP3125R	3	3,18	0,125	0,19	0,008	3,81	0,150	7279090
NGP3189R	3	4,80	0,189	0,57	0,023	3,81	0,150	7279124
NGP4250R	4	6,35	0,250	0,57	0,023	6,35	0,250	7279135
left hand								
NGP2062L	2	1,57	0,062	0,19	0,008	2,79	0,110	7279140
NGP2125L	2	3,18	0,125	0,19	0,008	2,79	0,110	7279152
NGP3088L	3	2,24	0,088	0,19	0,008	2,39	0,094	7279151
NGP3125L	3	3,18	0,125	0,19	0,008	3,81	0,150	7279138

SSC = To correspond with the SSC on the toolholder.



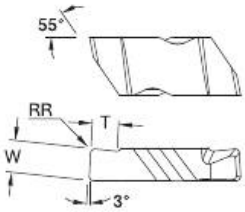

NF • Face Grooving • Flat Top

● Primary
○ Secondary

		W		RR		T		KCP25C
Catalog Number	Seat Size [SSC]	mm	in	mm	in	mm	in	
right hand								
NF3125R	3	3,18	0,125	0,19	0,008	3,81	0,150	7278970

SSC = To correspond with the SSC on the toolholder.



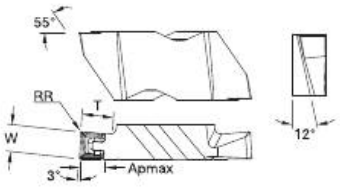

NF-K • Face Grooving • Chip Breaker

● Primary
○ Secondary

		W		Ap max		RR		T		KCP25C
Catalog Number	Seat Size [SSC]	mm	in	mm	in	mm	in	mm	in	
left hand										
NF3125LK	3	3,18	0,125	1,02	0,040	0,19	0,008	3,81	0,150	7278969
NF4250LK	4	6,35	0,250	3,81	0,150	0,57	0,023	6,35	0,250	7278971

SSC = To correspond with the SSC on the toolholder.



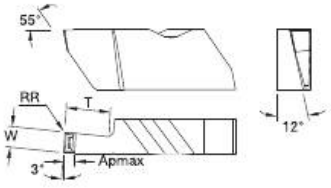

NFD-K • Face Grooving • Deep Grooving • Chip Breaker

● Primary
○ Secondary

		W		Ap max		RR		T		KCP25C
Catalog Number	Seat Size [SSC]	mm	in	mm	in	mm	in	mm	in	
right hand										
NFD3125RK	3	3,18	0,125	1,02	0,040	0,19	0,008	6,35	0,250	7278973
NFD4189RK	4	4,80	0,189	2,92	0,115	0,57	0,023	9,53	0,375	7278975
NFD4250RK	4	6,35	0,250	3,81	0,150	0,57	0,023	12,70	0,500	7278977
left hand										
NFD3125LK	3	3,18	0,125	1,02	0,040	0,19	0,008	6,35	0,250	7278972
NFD4189LK	4	4,80	0,189	2,92	0,115	0,57	0,023	9,53	0,375	7278974
NFD4250LK	4	6,35	0,250	3,81	0,150	0,57	0,023	12,70	0,500	7278976

SSC = To correspond with the SSC on the toolholder.



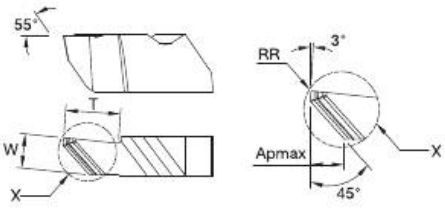

NPD-K • Groove and Profile • Back Turning • Deep • Chip Breaker

● Primary
○ Secondary

		W		Ap max		RR		T		
Catalog Number	Seat Size [SSC]	mm	in	mm	in	mm	in	mm	in	KCP25C
right hand										
NPD3014RK	3	3,32	0,131	2,33	0,092	0,36	0,014	6,35	0,250	7278398

SSC = To correspond with the SSC on the toolholder.



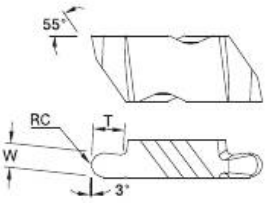

NR • Groove and Turn • Full Radius • Flat Top

● Primary
○ Secondary

		W		RC		T		
Catalog Number	Seat Size [SSC]	mm	in	mm	in	mm	in	KCP25C
right hand								
NR2031R	2	1,58	0,062	0,79	0,031	2,79	0,110	7278979
NR2062R	2	3,18	0,125	1,59	0,063	2,79	0,110	7278992
NR3031R	3	1,58	0,062	0,79	0,031	2,39	0,094	7278399
NR3047R	3	2,39	0,094	1,19	0,047	3,81	0,150	7278995
NR3062R	3	3,18	0,125	1,59	0,063	3,81	0,150	7278999
NR3078R	3	3,96	0,156	1,98	0,078	3,81	0,150	7279012
NR3094R	3	4,78	0,188	2,39	0,094	3,81	0,150	7279014
NR4062R	4	3,18	0,125	1,59	0,063	3,81	0,150	7279016
NR4094R	4	4,78	0,188	2,39	0,094	6,36	0,250	7279018
NR4125R	4	6,35	0,250	3,18	0,125	6,35	0,250	7279020
left hand								
NR2031L	2	1,58	0,062	0,79	0,031	2,79	0,110	7278978
NR2047L	2	2,39	0,094	1,19	0,047	2,79	0,110	7278980
NR2062L	2	3,18	0,125	1,59	0,063	2,79	0,110	7278991
NR3031L	3	1,58	0,062	0,79	0,031	2,39	0,094	7278993
NR3047L	3	2,39	0,094	1,19	0,047	3,81	0,150	7278994
NR3062L	3	3,18	0,125	1,59	0,063	3,81	0,150	7278997
NR3078L	3	3,96	0,156	1,98	0,078	3,81	0,150	7279011
NR3094L	3	4,78	0,188	2,39	0,094	3,81	0,150	7279013
NR4062L	4	3,18	0,125	1,59	0,063	3,81	0,150	7279015
NR4094L	4	4,78	0,188	2,39	0,094	6,35	0,250	7279017
NR4125L	4	6,35	0,250	3,18	0,125	6,35	0,250	7279019

SSC = To correspond with the SSC on the toolholder.



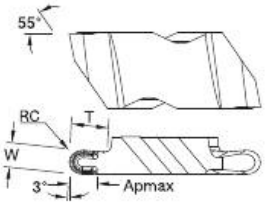

NR-K • Groove and Turn • Full Radius • Chip Breaker

● Primary
○ Secondary

		W		Ap max		RC		T		
Catalog Number	Seat Size [SSC]	mm	in	mm	in	mm	in	mm	in	KCP25C
right hand										
NR3047RK	3	2,39	0,094	3,81	0,150	1,20	0,047	3,81	0,150	7278996
NR3062RK	3	3,18	0,125	2,92	0,115	1,59	0,063	3,81	0,150	7279000
NR4125RK	4	6,35	0,250	3,81	0,150	3,18	0,125	6,35	0,250	7279021
left hand										
NR3062LK	3	3,18	0,125	2,92	0,115	1,59	0,063	3,81	0,150	7278998

SSC = To correspond with the SSC on the toolholder.



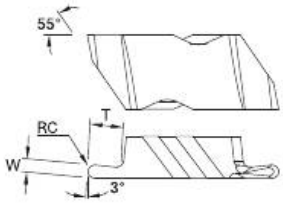

NRD • Groove and Turn • Deep Grooving • Full Radius • Double Ended • Flat Top

● Primary
○ Secondary

KCP25C

		W		RC		T		
Catalog Number	Seat Size [SSC]	mm	in	mm	in	mm	in	KCP25C
right hand								
NRD3031R	3	1,58	0,062	0,79	0,031	3,18	0,125	7279023
NRD3062R	3	3,17	0,125	1,59	0,063	6,35	0,250	7279025
NRD4062R	4	3,18	0,125	1,59	0,063	6,35	0,250	7279026
NRD4094R	4	4,78	0,188	2,39	0,094	12,70	0,500	7279027
NRD4125R	4	6,35	0,250	3,18	0,125	12,70	0,500	7279028
left hand								
NRD3031L	3	1,58	0,062	0,79	0,031	3,18	0,125	7279022
NRD3062L	3	3,17	0,125	1,59	0,063	6,35	0,250	7279024

SSC = To correspond with the SSC on the toolholder.



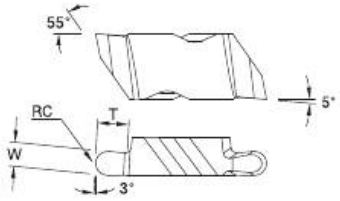

NRP • Groove and Turn • Full Radius • Positive • Flat Top

● Primary
○ Secondary

KCP25C

		W		RC		T		
Catalog Number	Seat Size [SSC]	mm	in	mm	in	mm	in	KCP25C
right hand								
NRP3031R	3	1,58	0,062	0,79	0,031	2,39	0,094	7279030
NRP3047R	3	2,39	0,094	1,19	0,047	3,81	0,150	7279042
NRP3062R	3	3,18	0,125	1,59	0,063	3,81	0,150	7279044
NRP3078R	3	3,96	0,156	1,98	0,078	3,81	0,150	7279045
NRP3094R	3	4,78	0,188	2,39	0,094	3,81	0,150	7279047
left hand								
NRP3031L	3	1,58	0,062	0,79	0,031	2,39	0,094	7279029
NRP3047L	3	2,39	0,094	1,19	0,047	3,81	0,150	7279041
NRP3062L	3	3,18	0,125	1,59	0,063	3,81	0,150	7279043
NRP3094L	3	4,78	0,188	2,39	0,094	3,81	0,150	7279046

SSC = To correspond with the SSC on the toolholder.

KCP25C APPLICATION DATA • GROOVING & CUT-OFF • TOP NOTCH

Material Group		Grooving & Cut-Off • Application Data • Recommended Starting Speeds (m/min)		
		KCP25C		
		MIN	STARTING	MAX
P	0	150	305	385
	1	150	305	385
	2	150	210	320
	3	145	165	255
	4	80	115	190
	5	125	210	285
	6	115	160	240
K	1	180	235	295
	2	135	185	230
	3	125	160	190

TOP NOTCH APPLICATION DATA • FEED & DEPTH OF CUT

Seat Size 1 and 2 • NG - NP - NR • OD Groove & Turn

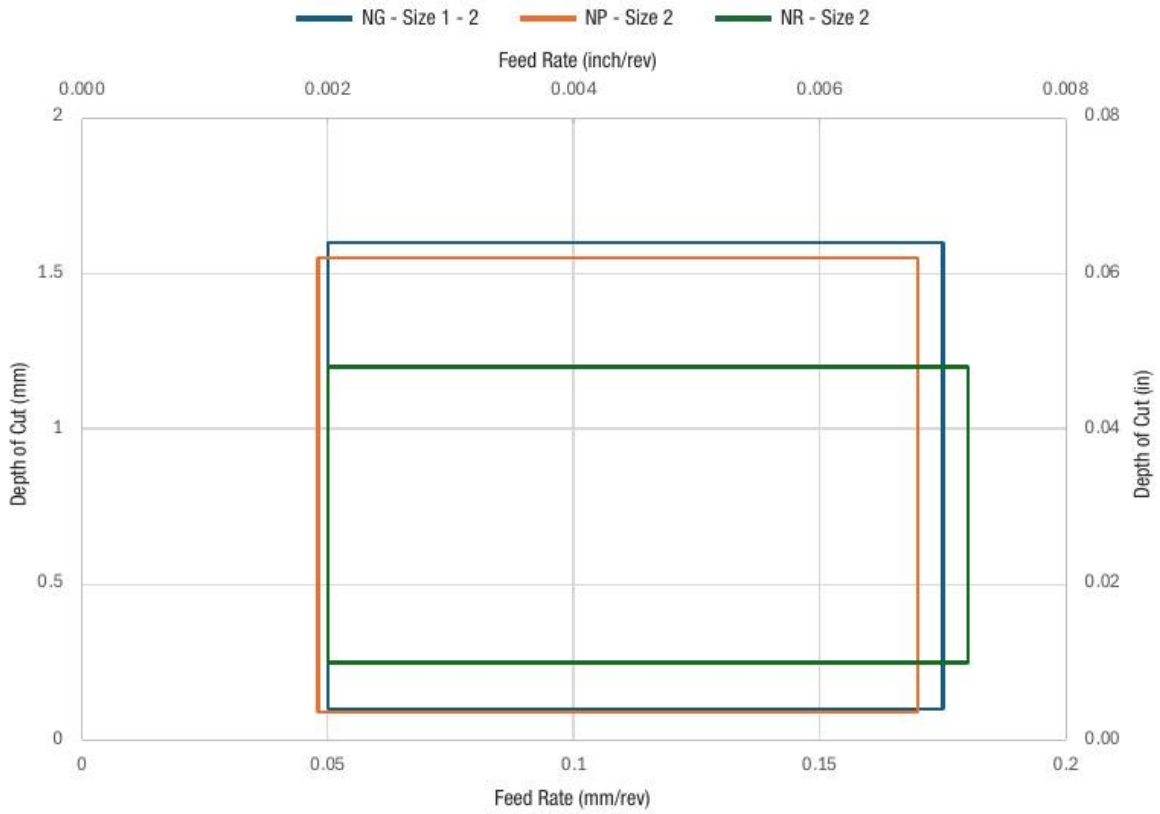

Seat Size 3 • NG - NF - NP - NR - NU - NV • Groove & Turn

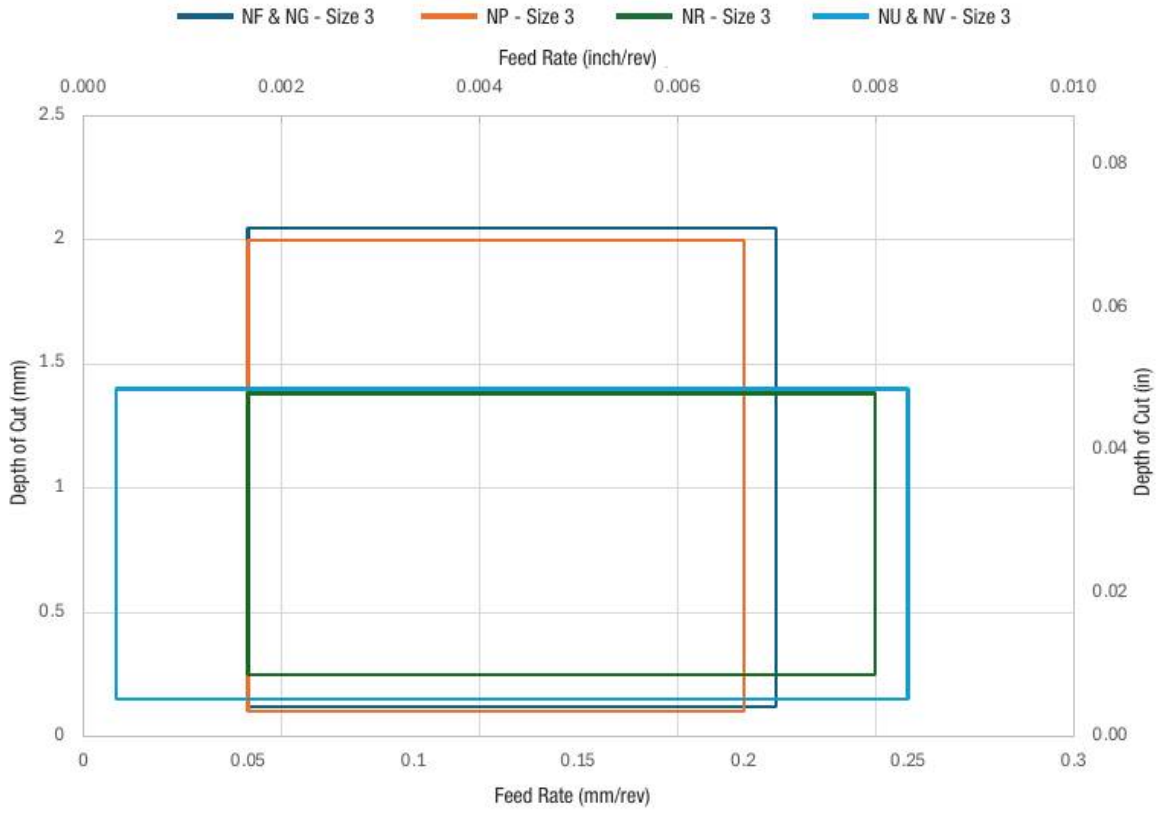

TOP NOTCH APPLICATION DATA • FEED & DEPTH OF CUT

Seat Size 4 • NG - NP - NR - NU - NV - NF • Groove & Turn

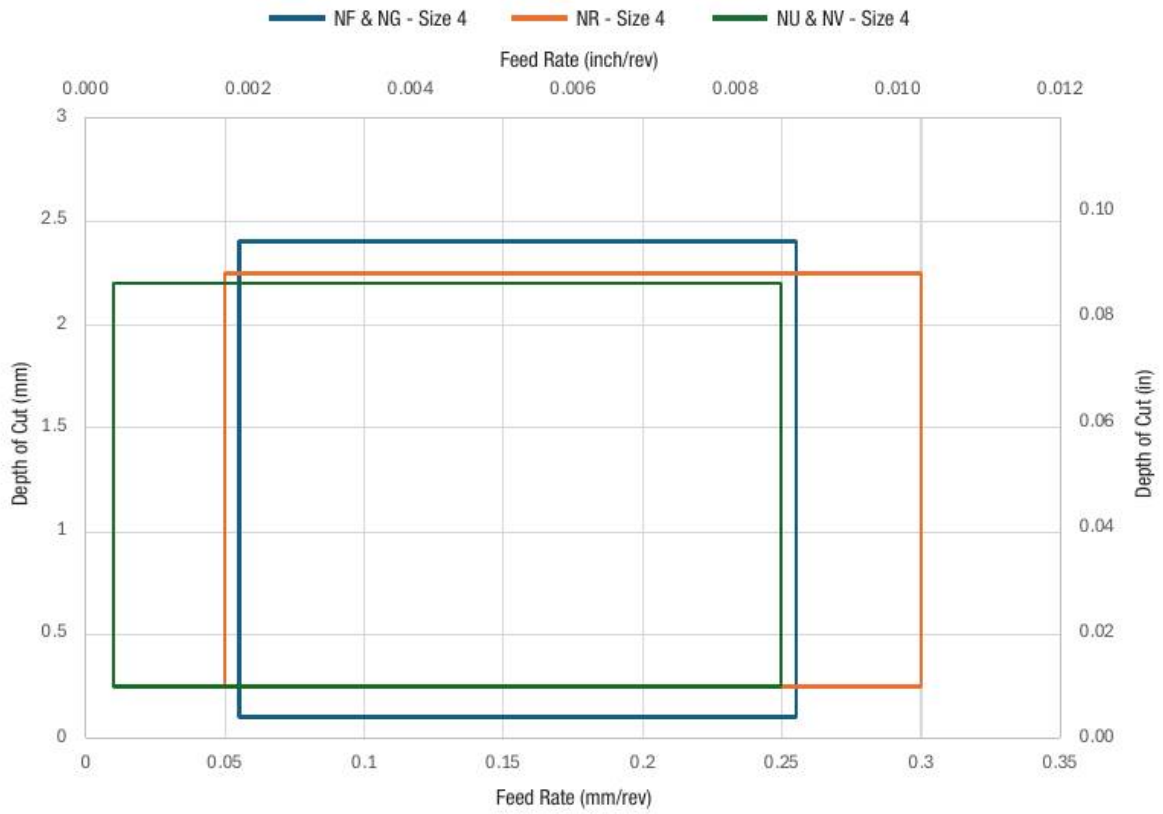

Seat Size 5-6 • NG - NP - NR • Groove & Turn

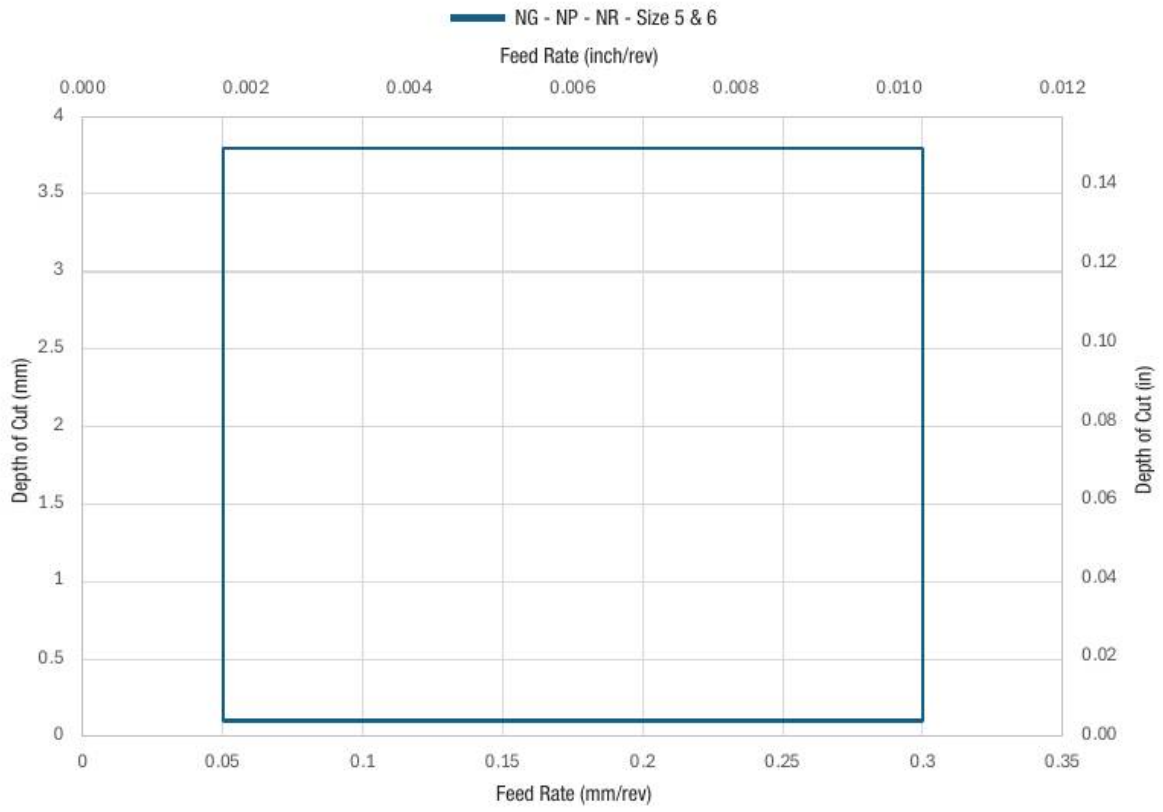

TOP NOTCH APPLICATION DATA • PLUNGING DATA • METRIC

P K

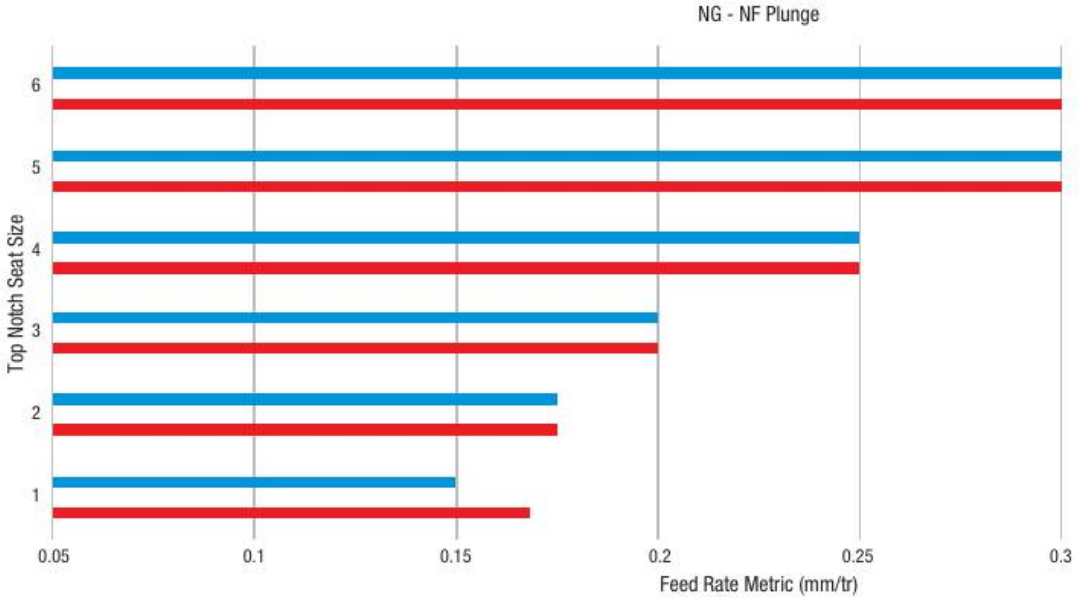

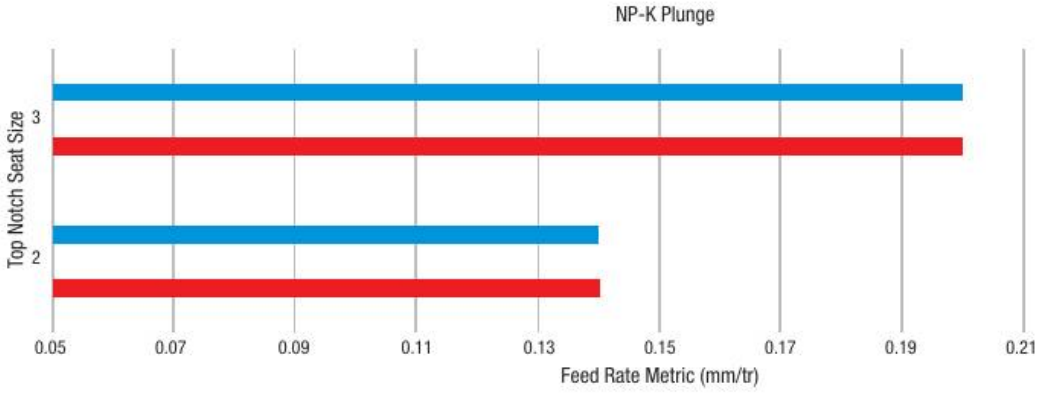

TOP NOTCH APPLICATION DATA • PLUNGING DATA • METRIC • CONTINUED

P K

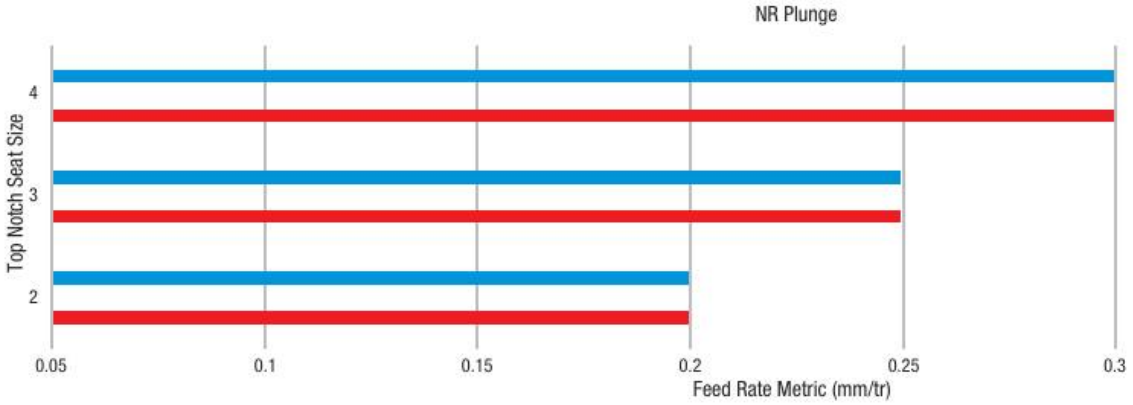

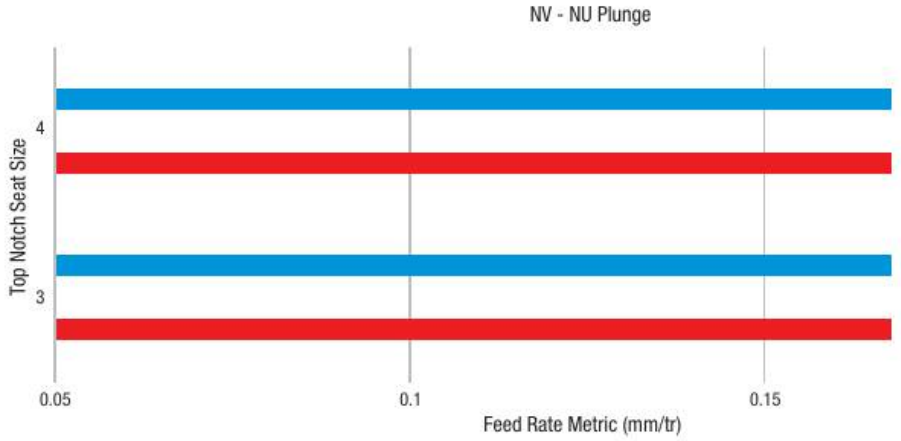

KCP25C STEEL TURNING GRADE



LET'S TAKE YOUR **MANUFACTURING**
TO THE **NEXT LEVEL**

kennametal.com/**KCP25C**

KCU20B

LAYDOWN THREADS, PICK UP RESULTS

Explore KCU20B

Improve performance and reduce costs with KCU20B laydown threading (LT) inserts. For better surface roughness and higher quality threads, these bronze coated inserts make it easier to identify wear and get the security you need for your thread-turning applications. The standard triangle shape ensures compatibility with several existing systems.



Materials

Primary

P M K

Secondary

N S H

Applications

External Thread Turning

Internal Thread Turning

Industries

- General Engineering
- Automotive
- EV
- Aerospace & Defense
- Oil & Gas
- Wind & Solar
- Medical

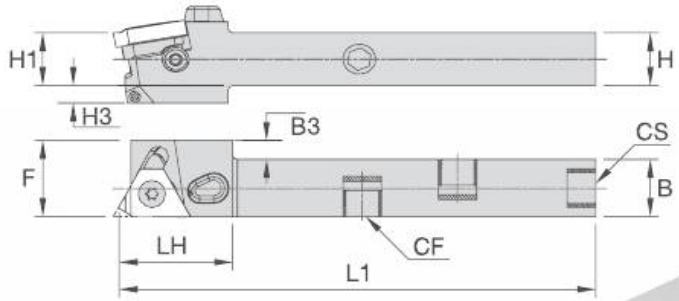

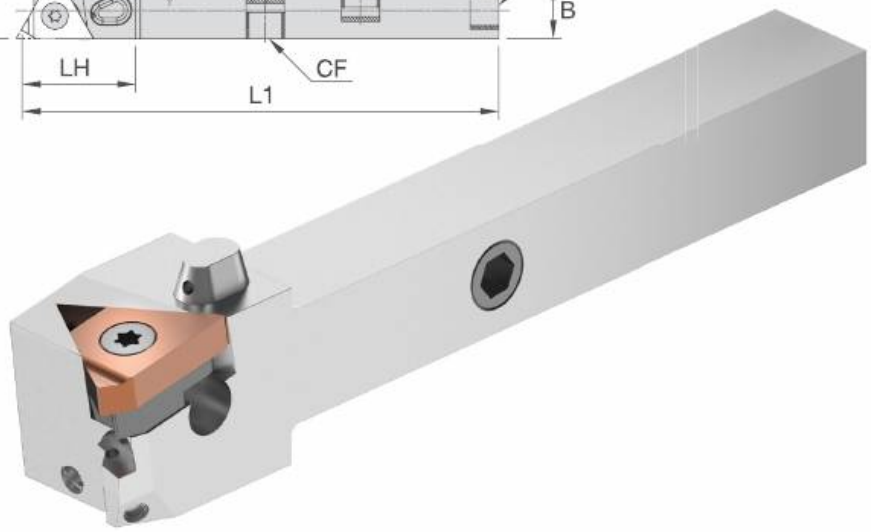

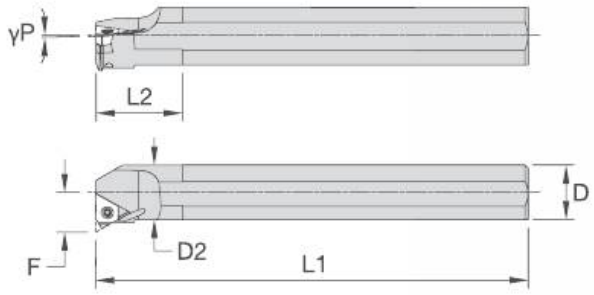

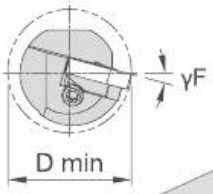

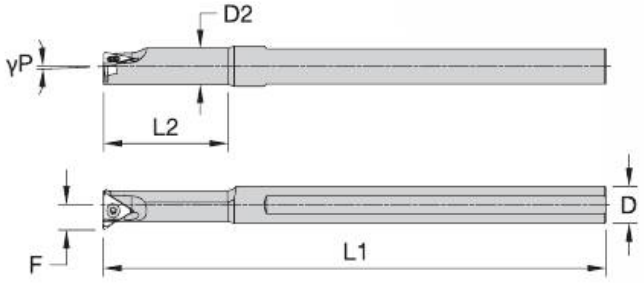

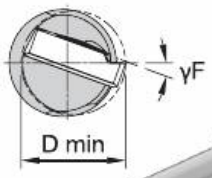

How Do Catalog Numbers Work?

LT Threading Catalog Numbering System

Each character in our catalog number signifies a specific trait of that product. Use the following key columns and corresponding image to easily identify which attributes apply.

LT16ER20UNCB

LT	16	E	R	20	UN	CB
Type of Insert	Cutting Edge Length (Size)	Hand of Insert	Hand	Thread Pitch	Thread Profile	Geometries



LT —
Laydown Threading

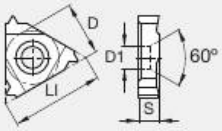

Portfolio:
Inserts size L1 mm:

E = **E**xternal
N = **IN**ternal

R: Right Hand
L: Left Hand

ISO (Metric)

TPI (Inch)



CB = ChipBreaker



FT = Flat Top
Positive top rake

	Insert Size		L1		D		S		D1	
	ISO	ANSI	mm	Inch	mm	Inch	mm	Inch	mm	Inch
NEW	06	1,2	6,93	0,273	4	0,158	1,87	0,073	2,3	0,091
NEW	08	1,5	8,66	0,341	5	0,197	2,15	0,085	2,15	0,085
	11	2	11	0,433	6,35	0,25	3,20	0,126	3,3	0,128
	16	3	16,5	0,65	9,525	0,375	3,63	0,143	3,9	0,154
	22	4	22	0,866	12,7	0,5	4,79	0,188	4,8	0,189
NEW	27	5	27,5	1,083	15,875	0,625	6,38	0,251	5,9	0,232

partial profile		
designation	thread pitch (mm)	TPI
A	0,50–1.5	48–16
AG	0,50–3,0	48–8
G	1,75–3,0	14–8
N	3,50–5,0	7–5
Q	5,5–6,0	4.5–4
full profile		
actual TPI or pitch in mm is designated	0,5–4,0	48–8

ISO	= ISO 55 and 60°, partial and full
UN-J	= UNiversal UN and UNJ
TR	= Trapezoid
MJ	= ISO 5855
ACME-STACME	= ACME, stub ACME
API-APIRD	= API and API RounD
W	= Whitworth
NPT	= National Pipe Thread - NPTF
BSPT	= British Standard Pipe Taper
A/AG/G/N/Q	= Partial Profile

Turning LT thread inserts are pack 5.
Screw and wrench are not included.



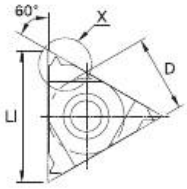



American UN External



Laydown External Threading Insert

American UN 60° • Complete Profile

● Primary
○ Secondary

Catalog Number	Insert Size	Thread Series	D mm	D in	LI mm	LI in	RC mm	RC in	EX mm	EX in	E mm	E in	Thread Pitch mm	TPI	KCU20B
right hand															
LT16ER48UN	16	UN	9,53	0,375	16,50	0,650	0,06	0,002	0,60	0,024	0,60	0,024	0,52	48	7321793
LT16ER40UN	16	UN	9,53	0,375	16,50	0,650	0,07	0,003	0,60	0,023	0,60	0,024	0,63	40	7321792
LT16ER36UN	16	UN	9,53	0,375	16,50	0,650	0,08	0,003	0,60	0,023	0,60	0,023	0,70	36	7321790
LT16ER32UN	16	UN	9,53	0,375	16,50	0,650	0,09	0,004	0,60	0,024	0,60	0,024	0,79	32	7321787
LT16ER28UN	16	UN	9,53	0,375	16,50	0,650	0,10	0,004	0,60	0,024	0,70	0,026	0,9	28	7321782
LT16ER24UN	16	UN	9,53	0,375	16,50	0,650	0,16	0,006	0,70	0,027	0,80	0,030	1,00	24	7321777
LT16ER20UN	16	UN	9,53	0,375	16,50	0,650	0,19	0,007	0,80	0,031	0,90	0,035	1,25	20	7321773
LT16ER18UN	16	UN	9,53	0,375	16,50	0,650	0,21	0,008	0,80	0,033	1,00	0,039	1,4	18	7321768
LT16ER16UN	16	UN	9,53	0,375	16,50	0,650	0,24	0,009	0,90	0,034	1,10	0,041	1,5	16	7321763
LT16ER14UN	16	UN	9,53	0,375	16,50	0,650	0,22	0,009	1,00	0,039	1,20	0,047	1,75	14	7321755
LT16ER12UN	16	UN	9,53	0,375	16,50	0,650	0,32	0,013	1,10	0,043	1,40	0,055	2,0	12	7317592
LT16ER10UN	16	UN	9,53	0,375	16,50	0,650	0,32	0,013	1,50	0,059	1,10	0,045	2,5	10	7317571
LT16ER8UN	16	UN	9,53	0,375	16,50	0,650	0,48	0,019	1,20	0,048	1,60	0,063	3,00	8	7321800
LT27ER45UN	27	UN	15,88	0,625	27,50	1,083	0,75	0,029	1,90	0,076	2,70	0,108	5,6	4.5	7315225
LT27ER4UN	27	UN	15,88	0,625	—	—	0,80	0,031	3,20	0,128	3,00	0,120	6,00	4	7315242
left hand															
LT16EL48UN	16	UN	9,53	0,375	16,50	0,650	0,60	0,002	0,60	0,023	0,60	0,024	0,5	48	7317555
LT16EL40UN	16	UN	9,53	0,375	16,50	0,650	0,07	0,003	0,60	0,023	0,60	0,024	0,6	40	7317554
LT16EL36UN	16	UN	9,53	0,375	16,50	0,650	0,01	0,003	0,60	0,023	0,60	0,024	0,7	36	7317553
LT16EL28UN	16	UN	9,53	0,375	16,50	0,650	0,10	0,004	0,60	0,024	0,70	0,026	0,9	28	7317550
LT16EL24UN	16	UN	9,53	0,375	16,50	0,650	0,16	0,006	0,70	0,027	0,80	0,030	1,00	24	7317546
LT16EL20UN	16	UN	9,53	0,375	16,50	0,650	0,19	0,007	0,79	0,031	0,89	0,035	1,25	20	7317543
LT16EL18UN	16	UN	9,53	0,375	16,50	0,650	0,21	0,008	0,80	0,033	1,00	0,039	1,4	18	7317541
LT16EL16UN	16	UN	9,53	0,375	16,50	0,650	0,24	0,009	0,90	0,034	1,10	0,041	1,5	16	7317538
LT16EL14UN	16	UN	9,53	0,375	16,50	0,650	0,22	0,009	1,00	0,038	1,20	0,047	1,75	14	7317534
LT16EL12UN	16	UN	9,53	0,375	16,50	0,650	0,32	0,013	1,10	0,043	1,40	0,055	2,0	12	7317528
LT16EL11UN	16	UN	9,53	0,375	16,50	0,650	0,29	0,011	1,10	0,045	1,50	0,059	2,3	11	7317524
LT16EL8UN	16	UN	9,53	0,375	16,50	0,650	0,48	0,019	1,20	0,048	1,60	0,063	3,0	8	7317558



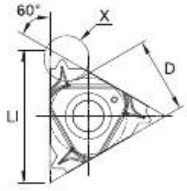

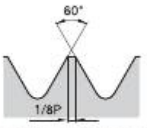

American UN External



Laydown External Threading Insert

American UN 60° • Complete Profile • Chipbreaker

● Primary
○ Secondary

Catalog Number	Insert Size	Thread Series	D mm	D in	LI mm	LI in	RC mm	RC in	EX mm	EX in	E mm	E in	Thread Pitch mm	TPI	KCU20B
right hand															
LT16ER32UNCB	16	UN	9,53	0,375	16,50	0,650	0,09	0,004	1,20	0,046	0,50	0,019	0,79	32	7321788
LT16ER28UNCB	16	UN	9,53	0,375	16,50	0,650	0,10	0,004	0,70	0,026	0,80	0,031	0,9	28	7321783
LT16ER24UNCB	16	UN	9,53	0,375	16,50	0,650	0,16	0,006	0,70	0,029	0,80	0,031	1,00	24	7321778
LT16ER20UNCB	16	UN	9,53	0,375	16,50	0,650	0,19	0,007	0,80	0,031	0,90	0,035	1,25	20	7321774
LT16ER18UNCB	16	UN	9,53	0,375	16,50	0,650	0,22	0,009	0,80	0,032	0,80	0,029	1,4	18	7321769
LT16ER16UNCB	16	UN	9,53	0,375	16,50	0,650	0,24	0,010	0,70	0,029	0,80	0,030	1,5	16	7321764
LT16ER14UNCB	16	UN	9,53	0,375	16,50	0,650	0,22	0,009	1,20	0,047	1,50	0,060	1,75	14	7321756
LT16ER12UNCB	16	UN	9,53	0,375	16,50	0,650	0,33	0,013	1,30	0,052	1,50	0,060	2,0	12	7317593
LT16ER10UNCB	16	UN	9,53	0,375	16,50	0,650	0,33	0,013	1,50	0,060	1,30	0,051	2,5	10	7317572
LT16ER8UNCB	16	UN	9,53	0,375	16,50	0,650	0,49	0,019	1,30	0,052	1,50	0,059	3,00	8	7321801



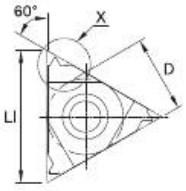

DETAIL X

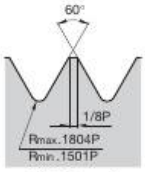

UNJ External

KCU20B

P	●
M	●
K	●
N	○
S	○
H	○

● Primary
○ Secondary

Laydown External Threading Insert

UNJ 60° • Complete Profile

			D		LI		RC		EX		E				
Catalog Number	Insert Size	Thread Series	mm	in	mm	in	mm	in	mm	in	mm	in	Thread Pitch mm	TPI	KCU20B
right hand															
LT16ER32UNJ	16	UNJ	9,53	0,375	16,50	0,650	0,13	0,005	0,60	0,025	0,70	0,026	0,79	32	7321789
LT16ER28UNJ	16	UNJ	9,53	0,375	16,50	0,650	0,14	0,006	0,70	0,003	0,70	0,028	0,9	28	7321784
LT16ER24UNJ	16	UNJ	9,53	0,375	16,50	0,650	0,17	0,007	0,70	0,028	0,80	0,031	1,00	24	7321779
LT16ER20UNJ	16	UNJ	9,53	0,375	16,50	0,650	0,20	0,008	0,80	0,031	0,90	0,035	1,25	20	7321775
LT16ER18UNJ	16	UNJ	9,53	0,375	16,50	0,650	0,22	0,009	0,80	0,033	1,00	0,039	1,4	18	7321770
LT16ER16UNJ	16	UNJ	9,53	0,375	16,50	0,650	0,25	0,010	0,90	0,035	1,10	0,042	1,5	16	7321765
LT16ER14UNJ	16	UNJ	9,53	0,375	16,50	0,650	0,29	0,011	1,00	0,038	1,20	0,046	1,75	14	7321757
LT16ER12UNJ	16	UNJ	9,53	0,375	16,50	0,650	0,33	0,013	1,10	0,041	1,30	0,052	2,0	12	7321569
left hand															
LT16EL32UNJ	16	UNJ	9,53	0,375	16,50	0,650	0,13	0,005	0,60	0,025	0,70	0,026	0,7	32	7317552
LT16EL28UNJ	16	UNJ	9,53	0,375	16,50	0,650	0,14	0,006	0,70	0,026	0,70	0,028	0,9	28	7317551
LT16EL24UNJ	16	UNJ	9,53	0,375	16,50	0,650	0,17	0,007	0,70	0,028	0,80	0,032	1,00	24	7317547
LT16EL20UNJ	16	UNJ	9,53	0,375	16,50	0,650	0,20	0,008	0,80	0,031	0,90	0,035	1,25	20	7317544
LT16EL16UNJ	16	UNJ	9,53	0,375	16,50	0,650	0,25	0,010	0,90	0,035	1,10	0,042	1,5	16	7317539
LT16EL10UNJ	16	UNJ	9,53	0,375	16,50	0,650	0,40	0,016	1,20	0,046	1,50	0,059	2,5	10	7317522
LT16EL8UNJ	16	UNJ	9,53	0,375	16,50	0,650	0,51	0,020	1,19	0,047	1,60	0,063	3,0	8	7317559



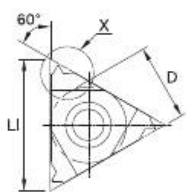

DETAIL X

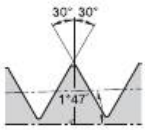

NPT External

KCU20B

P	●
M	●
K	●
N	○
S	○
H	○

● Primary
○ Secondary

Laydown External Threading Insert

NPT • Complete Profile

			D		LI		RC		EX		E				
Catalog Number	Insert Size	Thread Series	mm	in	mm	in	mm	in	mm	in	mm	in	Thread Pitch mm	TPI	KCU20B
right hand															
LT16ER27NPT	16	NPT	9,53	0,375	16,50	0,650	0,04	0,002	0,70	0,026	0,80	0,030	0,9	27	7321781
LT16ER18NPT	16	NPT	9,53	0,375	16,50	0,650	0,08	0,003	0,80	0,032	1,00	0,039	1,4	18	7321767
LT16ER14NPT	16	NPT	9,53	0,375	16,50	0,650	0,09	0,004	0,90	0,037	1,20	0,047	1,75	14	7321752
LT16ER115NPT	16	NPT	9,53	0,375	16,50	0,650	0,11	0,004	1,10	0,044	1,50	0,059	2,2	11.5	7317574
LT16ER8NPT	16	NPT	9,53	0,375	16,50	0,650	0,14	0,005	1,20	0,048	1,80	0,071	3,00	8	7321797
left hand															
LT16EL27NPT	16	NPT	9,53	0,375	16,50	0,650	0,04	0,002	0,70	0,026	0,80	0,030	0,9	27	7317549
LT16EL8NPT	16	NPT	9,53	0,375	16,50	0,650	0,14	0,005	1,20	0,048	1,80	0,071	3,0	8	7317557



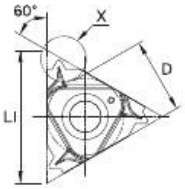

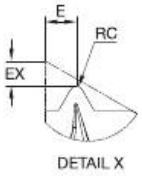

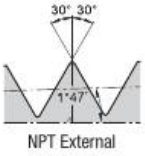

Laydown External Threading Insert

NPT • Complete Profile • Chipbreaker

● Primary
○ Secondary

P	●
M	●
K	●
N	○
S	○
H	○

KCU20B

Catalog Number	Insert Size	Thread Series	D mm	D in	LI mm	LI in	RC mm	RC in	EX mm	EX in	E mm	E in	Thread Pitch mm	TPI	KCU20B
right hand															
LT16ER14NPTCB	16	NPT	9,53	0,375	16,50	0,650	0,09	0,004	1,10	0,042	1,50	0,060	1,75	14	7321753



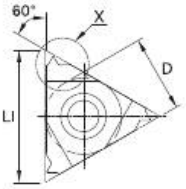

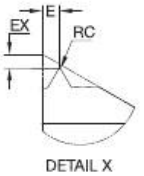

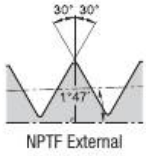

Laydown External Threading Insert

NPTF • Complete Profile

● Primary
○ Secondary

P	●
M	●
K	●
N	○
S	○
H	○

KCU20B

Catalog Number	Insert Size	Thread Series	D mm	D in	LI mm	LI in	RC mm	RC in	EX mm	EX in	E mm	E in	Thread Pitch mm	TPI	KCU20B
right hand															
LT16ER14NPTF	16	NPTF	9,53	0,375	16,50	0,650	0,04	0,001	1,00	0,038	1,20	0,047	1,75	14	7321754
LT16ER115NPTF	16	NPTF	9,53	0,375	16,50	0,650	0,04	0,001	1,10	0,045	1,50	0,059	2,2	11.5	7317575
left hand															
LT16EL14NPTF	16	NPTF	9,53	0,375	16,50	0,650	0,04	0,001	1,00	0,038	1,20	0,047	1,75	14	7317531



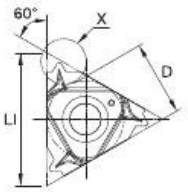

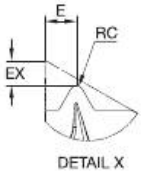

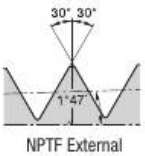

Laydown External Threading Insert

NPTF • Complete Profile • Chipbreaker

● Primary
○ Secondary

P	●
M	●
K	●
N	○
S	○
H	○

KCU20B

Catalog Number	Insert Size	Thread Series	D mm	D in	LI mm	LI in	RC mm	RC in	EX mm	EX in	E mm	E in	Thread Pitch mm	TPI	KCU20B
right hand															
LT16ER115NPTFCB	16	NPTF	9,53	0,375	16,50	0,650	0,04	0,001	1,10	0,042	1,50	0,060	2,2	11.5	7317576



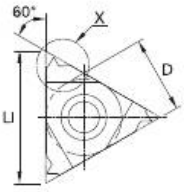

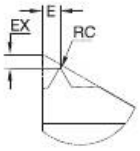

DETAIL X

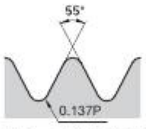

Whitworth BSW, BSF, BSP External



Laydown External Threading Insert

Whitworth • Complete Profile

● Primary
○ Secondary

			D		LI		RC		EX		E				
Catalog Number	Insert Size	Thread Series	mm	in	mm	in	mm	in	mm	in	mm	in	Thread Pitch mm	TPI	KCU20B
right hand															
LT16ER28W	16	Whitworth	9,53	0,375	16,50	0,650	0,09	0,003	0,60	0,024	0,70	0,026	0,9	28	7321785
LT16ER24W	16	Whitworth	9,53	0,375	16,50	0,650	0,11	0,004	0,70	0,027	0,80	0,030	1,00	24	7321780
LT16ER20W	16	Whitworth	9,53	0,375	16,50	0,650	0,18	0,007	0,80	0,031	0,90	0,035	1,25	20	7321776
LT16ER19W	16	Whitworth	9,53	0,375	16,50	0,650	0,19	0,008	0,80	0,032	1,00	0,032	1,33	19	7321772
LT16ER18W	16	Whitworth	9,53	0,375	16,50	0,650	0,20	0,008	0,80	0,033	1,00	0,039	1,4	18	7321771
LT16ER16W	16	Whitworth	9,53	0,375	16,50	0,650	0,23	0,009	0,90	0,034	1,10	0,041	1,5	16	7321766
LT16ER14W	16	Whitworth	9,53	0,375	16,50	0,650	0,26	0,010	1,00	0,038	1,20	0,047	1,75	14	7321758
LT16ER12W	16	Whitworth	9,53	0,375	16,50	0,650	0,30	0,012	1,10	0,043	1,40	0,055	2,0	12	7321570
LT16ER11W	16	Whitworth	9,53	0,375	16,50	0,650	0,33	0,013	1,10	0,045	1,50	0,059	2,3	11	7317578
LT16ER10W	16	Whitworth	9,53	0,375	16,50	0,650	0,36	0,014	1,20	0,045	1,50	0,059	2,5	10	7317573
LT16ER9W	16	Whitworth	9,53	0,375	16,50	0,650	0,34	0,014	1,20	0,049	1,70	0,065	2,75	9	7321803
LT16ER8W	16	Whitworth	9,53	0,375	16,50	0,650	0,39	0,015	1,20	0,046	1,50	0,059	3,00	8	7321802
LT22ER7W	22	Whitworth	12,70	0,500	22,00	0,866	0,45	0,018	1,60	0,064	2,30	0,091	3,6	7	7315030
LT22ER6W	22	Whitworth	12,70	0,500	22,00	0,866	0,53	0,021	1,60	0,065	2,30	0,091	4	6	7315031
left hand															
LT16EL24W	16	Whitworth	9,53	0,375	16,50	0,650	0,11	0,004	0,70	0,027	0,80	0,030	1,00	24	7317548
LT16EL20W	16	Whitworth	9,53	0,375	16,50	0,650	0,18	0,007	0,79	0,031	0,89	0,035	1,25	20	7317545
LT16EL18W	16	Whitworth	9,53	0,375	16,50	0,650	0,20	0,008	0,80	0,033	1,00	0,039	1,4	18	7317542
LT16EL16W	16	Whitworth	9,53	0,375	16,50	0,650	0,23	0,009	0,90	0,034	1,10	0,041	1,5	16	7317540
LT16EL14W	16	Whitworth	9,53	0,375	16,50	0,650	0,26	0,010	1,00	0,038	1,20	0,047	1,75	14	7317535
LT16EL11W	16	Whitworth	9,53	0,375	16,50	0,650	0,33	0,013	1,10	0,045	1,50	0,059	2,3	11	7317525
LT16EL9W	16	Whitworth	9,53	0,375	16,50	0,650	0,34	0,014	1,20	0,049	1,70	0,067	2,8	9	7317561
LT16EL8W	16	Whitworth	9,53	0,375	16,50	0,650	0,39	0,015	1,19	0,047	1,50	0,059	3,0	8	7317560
LT22EL7W	22	Whitworth	12,70	0,500	22,00	0,866	0,45	0,018	1,60	0,064	2,30	0,091	3,6	7	7315026
LT22EL6W	22	Whitworth	12,70	0,500	22,00	0,866	0,53	0,021	1,60	0,065	2,30	0,091	4,2	6	7315027



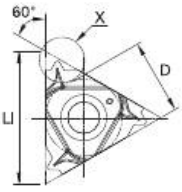

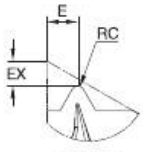

DETAIL X

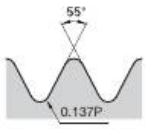

Whitworth BSW, BSF, BSP External



Laydown External Threading Insert

Whitworth • Complete Profile • Chipbreaker

● Primary
○ Secondary

			D		LI		RC		EX		E				
Catalog Number	Insert Size	Thread Series	mm	in	mm	in	mm	in	mm	in	mm	in	Thread Pitch mm	TPI	KCU20B
right hand															
LT16ER14WCB	16	Whitworth	9,53	0,375	16,50	0,650	0,26	0,010	1,30	0,050	1,50	0,060	1,75	14	7321759
LT16ER11WCB	16	Whitworth	9,53	0,375	16,50	0,650	0,34	0,013	1,30	0,051	1,51	0,060	2,3	11	7317579



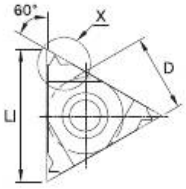

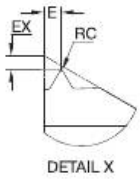

DETAIL X

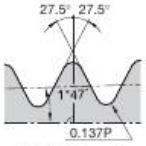

BSPT External

Laydown External Threading Insert

BSPT • Complete Profile

● Primary
○ Secondary

P	●
M	●
K	●
N	○
S	○
H	○

KCU20B

Catalog Number	Insert Size	Thread Series	D		LI		RC		EX		E		Thread Pitch mm	TPI	KCU20B
			mm	in	mm	in	mm	in	mm	in	mm	in			
right hand															
LT16ER14BSPT	16	BSPT	9,53	0,375	16,50	0,650	0,26	0,010	1,00	0,038	1,20	0,047	1,75	14	7321751
LT16ER11BSPT	16	BSPT	9,53	0,375	16,50	0,650	0,33	0,013	1,10	0,043	1,50	0,059	2,3	11	7317577
left hand															
LT16EL14BSPT	16	BSPT	9,53	0,375	16,50	0,650	0,26	0,010	1,00	0,038	1,20	0,047	1,75	14	7317530



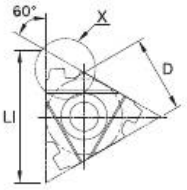

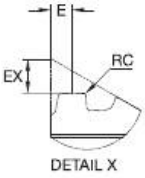

DETAIL X

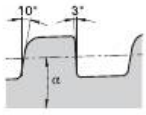

API Buttress Casing External

Laydown External Threading Insert

API Buttress • Complete Profile

● Primary
○ Secondary

P	●
M	●
K	●
N	○
S	○
H	○

KCU20B

Catalog Number	Insert Size	Thread Series	D		LI		RC		EX		E		Thread Pitch mm	TPI	KCU20B
			mm	in	mm	in	mm	in	mm	in	mm	in			
right hand															
LT22ER5BUT75	22	API Buttress	12,70	0,500	22,00	0,866	0,18	0,007	1,90	0,074	3,10	0,122	3,5	5	7315041



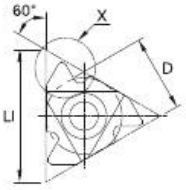

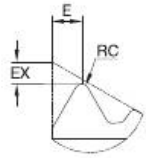

DETAIL X

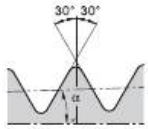

API Rotary Shoulder Connections External

Laydown External Threading Insert

API • Complete Profile

● Primary
○ Secondary

P	●
M	●
K	●
N	○
S	○
H	○

KCU20B

Catalog Number	Insert Size	Thread Series	D		LI		RC		EX		E		Thread Pitch mm	TPI	KCU20B
			mm	in	mm	in	mm	in	mm	in	mm	in			
right hand															
LT22ER6API551	22	API	12,70	0,500	22,00	0,866	0,40	0,015	2,00	0,077	2,70	0,107	4,2	6	7315072
LT22ER5API403	22	API	12,70	0,500	22,00	0,866	0,49	0,019	2,00	0,078	2,70	0,106	5	5	7315039
LT22ER4API502	22	API	12,70	0,500	22,00	0,866	0,62	0,024	2,10	0,083	2,70	0,106	6,3	4	7315040
LT22ER4API382	22	API	12,70	0,500	22,00	0,866	0,95	0,037	2,10	0,081	2,70	0,106	6,3	4	7315038
LT22ER4API503	22	API	12,70	0,500	22,00	0,866	0,62	0,024	2,10	0,085	2,70	0,106	6,3	4	7315069
LT27ER5API403	27	API	15,88	0,625	27,50	1,083	0,49	0,019	2,00	0,078	2,70	0,106	5	5	7315246
LT27ER4API382	27	API	15,88	0,625	27,50	1,083	0,95	0,037	2,10	0,081	2,70	0,106	6	4	7315227
LT27ER4API383	27	API	15,88	0,625	27,50	1,083	0,97	0,038	2,03	0,080	2,79	0,110	6	4	7315228
LT27ER4API502	27	API	15,88	0,625	27,50	1,083	0,62	0,024	2,10	0,083	2,70	0,106	6	4	7315229
LT27ER4API503	27	API	15,88	0,625	27,50	1,083	0,62	0,024	2,10	0,083	2,70	0,106	6	4	7315230



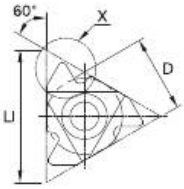

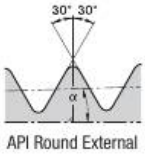

API Round External

Laydown External Threading Insert

API Round • Complete Profile

● Primary
○ Secondary

			D		LI		RC		EX		E				KCU20B
Catalog Number	Insert Size	Thread Series	mm	in	mm	in	mm	in	mm	in	mm	in	Thread Pitch mm	TPI	
right hand															
LT16ER10APIRD	16	API Round	9,53	0,375	16,50	0,650	0,36	0,014	1,50	0,059	1,10	0,044	2,5	10	7317569
LT16ER8APIRD	16	API Round	9,53	0,375	16,50	0,650	0,43	0,017	1,40	0,057	1,60	0,061	3,00	8	7321796



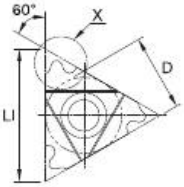

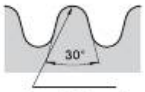

Round External

Laydown External Threading Insert

Round • Complete Profile

● Primary
○ Secondary

			D		LI		RC		EX		E				KCU20B
Catalog Number	Insert Size	Thread Series	mm	in	mm	in	mm	in	mm	in	mm	in	Thread Pitch mm	TPI	
right hand															
LT16ER8RD	16	Round DIN 405	9,53	0,375	16,50	0,650	0,75	0,029	1,40	0,055	1,30	0,051	3,00	8	7321798
LT22ER6RD	22	Round DIN 405	12,70	0,500	22,00	0,866	0,99	0,039	1,70	0,067	1,50	0,058	4,0	6	7315037
left hand															
LT16EL10RD	16	Round DIN 405	9,53	0,375	16,50	0,650	0,60	0,024	1,10	0,043	1,20	0,047	2,5	10	7317521



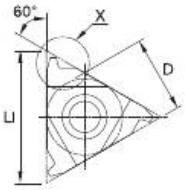



Acme External

Laydown External Threading Insert

ACME

● Primary
○ Secondary

			D		LI		RC		EX		E				
Catalog Number	**Insert Size**	**Thread Series**	**mm**	**in**	**mm**	**in**	**mm**	**in**	**mm**	**in**	**mm**	**in**	**Thread Pitch mm**	**TPI**	**KCU20B**
right hand															
LT16ER16ACME	16	ACME	9,53	0,375	16,50	0,650	0,05	0,021	1,00	0,039	1,10	0,043	1,5	16	7321761
LT16ER12ACME	16	ACME	9,53	0,375	16,50	0,650	0,05	0,002	0,90	0,034	0,90	0,034	2,0	12	7317580
LT16ER10ACME	16	ACME	9,53	0,375	16,50	0,650	0,05	0,002	1,20	0,047	1,40	0,055	2,5	10	7317568
LT16ER8ACME	16	ACME	9,53	0,375	16,50	0,650	0,10	0,004	1,40	0,054	1,50	0,059	3,00	8	7321795
LT22ER6ACME	22	ACME	12,70	0,500	22,00	0,866	0,05	0,002	1,60	0,064	1,70	0,067	4,2	6	7315032
LT22ER5ACME	22	ACME	12,70	0,500	22,00	0,866	0,10	0,004	2,00	0,080	2,30	0,091	5,0	5	7315033
LT27ER4ACME	27	ACME	15,88	0,625	27,50	1,083	0,10	0,004	2,40	0,095	2,70	0,106	6	4	7315226
left hand															
LT16EL16ACME	16	ACME	9,53	0,375	16,50	0,650	0,05	0,002	1,00	0,039	1,10	0,043	1,5	16	7317537
LT16EL14ACME	16	ACME	9,53	0,375	16,50	0,650	0,08	0,003	1,10	0,042	1,20	0,047	1,75	14	7317529
LT16EL12ACME	16	ACME	9,53	0,375	16,50	0,650	0,73	0,020	0,90	0,034	0,90	0,034	2,0	12	7317526
LT22EL6ACME	22	ACME	12,70	0,500	22,00	0,866	0,05	0,002	1,60	0,064	1,70	0,067	4,2	6	7314995



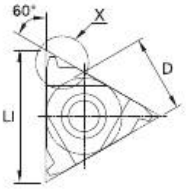

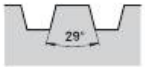

Stub Acme External

Laydown External Threading Insert

Stub ACME

● Primary
○ Secondary

			D		LI		RC		EX		E				
Catalog Number	**Insert Size**	**Thread Series**	**mm**	**in**	**mm**	**in**	**mm**	**in**	**mm**	**in**	**mm**	**in**	**Thread Pitch mm**	**TPI**	**KCU20B**
right hand															
LT16ER16STACME	16	STUB ACME	9,53	0,375	16,50	0,650	0,04	0,001	1,00	0,038	1,00	0,039	1,5	16	7321762
LT16ER12STACME	16	STUB ACME	9,53	0,375	16,50	0,650	0,06	0,002	1,20	0,047	1,20	0,045	2	12	7317591
LT16ER10STACME	16	STUB ACME	9,53	0,375	16,50	0,650	0,06	0,002	1,30	0,051	1,20	0,049	2,5	10	7317570
LT16ER8STACME	16	STUB ACME	9,53	0,375	16,50	0,650	0,08	0,003	1,40	0,057	1,50	0,059	3	8	7321799
LT16ER6STACME	16	STUB ACME	9,53	0,375	16,50	0,650	0,09	0,003	1,60	0,061	1,50	0,059	4	6	7321794
LT22ER5STACME	22	STUB ACME	12,70	0,500	22,00	0,866	0,09	0,003	2,11	0,083	2,29	0,090	3,5	5	7315034
LT27ER4STACME	27	STUB ACME	15,88	0,625	27,50	1,083	0,10	0,004	2,30	0,092	2,40	0,094	6	4	7315244
left hand															
LT16EL14STACME	16	STUB ACME	9,53	0,375	16,50	0,650	0,04	0,001	1,10	0,042	1,10	0,043	1,75	14	7317533
LT16EL12STACME	16	STUB ACME	9,53	0,375	16,50	0,650	0,06	0,002	1,20	0,045	1,20	0,047	2	12	7317527
LT22EL5STACME	22	STUB ACME	12,70	0,500	22,00	0,866	0,09	0,003	2,10	0,084	2,30	0,091	5	5	7314996
LT27EL4STACME	27	STUB ACME	15,88	0,625	22,00	0,866	0,10	0,004	2,30	0,092	2,40	0,094	6	4	7315224



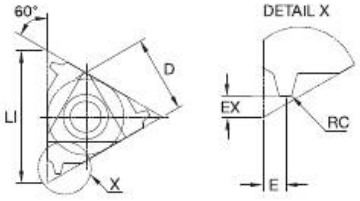

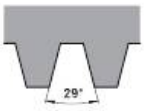

Acme Internal



● Primary
○ Secondary

Laydown Internal Threading Insert

ACME

			D		LI		RC		EX		E				
Catalog Number	**Insert Size**	**Thread Series**	**mm**	**in**	**mm**	**in**	**mm**	**in**	**mm**	**in**	**mm**	**in**	**Thread Pitch mm**	**TPI**	**KCU20B**
right hand															
LT16NR12ACME	16	ACME	9,53	0,375	16,50	0,650	0,05	0,002	1,20	0,048	1,30	0,051	2,0	12	7321667
LT16NR10ACME	16	ACME	9,53	0,375	16,50	0,650	0,05	0,002	1,20	0,047	1,30	0,051	2,5	10	7317973
LT16NR8ACME	16	ACME	9,53	0,375	16,50	0,650	0,05	0,002	1,30	0,051	1,50	0,059	3	8	7321734
LT22NR6ACME	22	ACME	12,70	0,500	22,00	0,866	0,10	0,004	1,60	0,063	1,70	0,067	4,2	6	7315076
LT22NR5ACME	22	ACME	12,70	0,500	22,00	0,866	0,08	0,003	2,00	0,080	2,30	0,091	5	5	7315078
LT27NR4ACME	27	ACME	15,88	0,625	27,50	1,083	0,10	0,004	2,30	0,092	2,60	0,102	6	4	7315252
left hand															
LT16NL14ACME	16	ACME	9,53	0,375	16,50	0,650	0,05	0,002	1,10	0,042	1,20	0,047	1,8	14	7317959
LT16NL12ACME	16	ACME	9,53	0,375	16,50	0,650	0,05	0,002	1,20	0,048	1,30	0,051	2,0	12	7317960
LT16NL10ACME	16	ACME	9,53	0,375	16,50	0,650	0,05	0,002	1,20	0,047	1,30	0,051	2,5	10	7317961
LT16NL8ACME	16	ACME	9,53	0,375	16,50	0,650	0,05	0,002	1,30	0,051	1,50	0,059	3,0	8	7317962
LT22NL5ACME	22	ACME	12,70	0,500	22,00	0,866	0,10	0,004	2,00	0,080	2,30	0,091	5	5	7315047



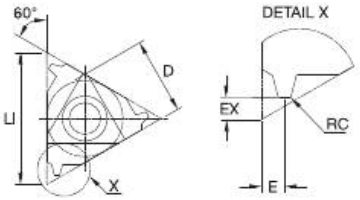

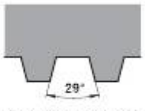

Stub Acme Internal



● Primary
○ Secondary

Laydown Internal Threading Insert

Stub ACME

			D		LI		RC		EX		E				
Catalog Number	**Insert Size**	**Thread Series**	**mm**	**in**	**mm**	**in**	**mm**	**in**	**mm**	**in**	**mm**	**in**	**Thread Pitch mm**	**TPI**	**KCU20B**
right hand															
LT16NR16STACME	16	STUB ACME	9,53	0,375	16,50	0,650	0,04	0,001	1,00	0,039	1,00	0,038	1,5	16	7321712
LT16NR14STACME	16	STUB ACME	9,53	0,375	16,50	0,650	0,04	0,001	1,10	0,041	1,10	0,043	1,8	14	7321707
LT16NR12STACME	16	STUB ACME	9,53	0,375	16,50	0,650	0,06	0,002	1,10	0,045	1,20	0,047	2,0	12	7321668
LT16NR10STACME	16	STUB ACME	9,53	0,375	16,50	0,650	0,06	0,002	1,20	0,048	1,30	0,051	2,5	10	7317974
LT16NR8STACME	16	STUB ACME	9,53	0,375	16,50	0,650	0,08	0,003	1,20	0,047	1,10	0,044	3	8	7321738
LT16NR6STACME	16	STUB ACME	9,53	0,375	16,50	0,650	0,09	0,003	1,70	0,066	1,80	0,069	0,9	6	7321733
LT22NR6STACME	22	STUB ACME	12,70	0,500	22,00	0,866	0,09	0,003	1,70	0,066	1,80	0,069	4,2	6	7315100
LT27NR4STACME	27	STUB ACME	15,88	0,625	27,50	1,083	0,10	0,004	2,30	0,090	2,40	0,094	6	4	7315257
left hand															
LT16NL16STACME	16	STUB ACME	9,53	0,375	16,50	0,650	0,04	0,001	1,00	0,039	1,00	0,039	1,5	16	7317963
LT16NL14STACME	16	STUB ACME	9,53	0,375	16,50	0,650	0,04	0,001	1,10	0,043	1,10	0,043	1,8	14	7317964
LT16NL12STACME	16	STUB ACME	9,53	0,375	16,50	0,650	0,06	0,002	1,10	0,045	1,20	0,047	2,0	12	7317965
LT22NL5STACME	22	STUB ACME	12,70	0,500	22,00	0,866	0,09	0,003	2,10	0,083	2,30	0,091	5	5	7315048
LT27NL4STACME	27	STUB ACME	15,88	0,625	27,50	1,083	0,10	0,004	2,60	0,103	3,66	0,144	6	4	7315250



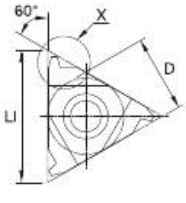

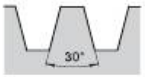

Trapez External

Laydown External Threading Insert

Trapez

● Primary
○ Secondary

KCU20B

			D		LI		RC		EX		E				
Catalog Number	Insert Size	Thread Series	mm	in	mm	in	mm	in	mm	in	mm	in	Thread Pitch mm	TPI	KCU20B
right hand															
LT16ER15TR	16	Trapezoid DIN 103	9,53	0,375	16,50	0,650	0,08	0,003	1,00	0,039	1,10	0,043	1,5	16	7321760
LT16ER2TR	16	Trapezoid DIN 103	9,53	0,375	16,50	0,650	0,13	0,005	1,10	0,042	1,20	0,047	2,0	12	7321786
LT16ER3TR	16	Trapezoid DIN 103	9,53	0,375	16,50	0,650	0,15	0,006	1,20	0,049	1,50	0,057	3,0	8	7321791
LT22ER5TR	22	Trapezoid DIN 103	12,70	0,500	22,00	0,866	0,15	0,006	1,90	0,075	2,10	0,084	5	5	7315036
LT22ER4TR	22	Trapezoid DIN 103	12,70	0,500	22,00	0,866	0,15	0,006	1,50	0,059	1,80	0,071	6,3	4	7315035
LT27ER6TR	27	Trapezoid DIN 103	15,88	0,625	27,50	1,083	0,30	0,012	2,10	0,082	2,60	0,102	6	4	7315248
left hand															
LT16EL15TR	16	Trapezoid DIN 103	9,53	0,375	16,50	0,650	0,08	0,003	1,00	0,039	1,10	0,043	1,5	16	7317536



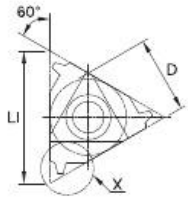

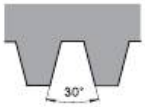

Trapez Internal

Laydown Internal Threading Insert

Trapez

● Primary
○ Secondary

KCU20B

			D		LI		RC		EX		E				
Catalog Number	Insert Size	Thread Series	mm	in	mm	in	mm	in	mm	in	mm	in	Thread Pitch mm	TPI	KCU20B
right hand															
LT08NR15TR	8	Trapezoid DIN 103	5,00	0,197	8,66	0,341	0,08	0,003	0,60	0,024	0,70	0,028	1,5	16	7315133
LT11NR15TR	11	Trapezoid DIN 103	6,35	0,250	11,00	0,433	0,08	0,003	0,90	0,034	1,33	1,109	1,5	16	7314559
LT16NR2TR	16	Trapezoid DIN 103	9,53	0,375	16,50	0,650	0,60	0,022	1,00	0,039	1,10	0,043	2	28	7321728
LT16NR3TR	16	Trapezoid DIN 103	9,53	0,375	16,50	0,650	0,15	0,006	1,20	0,048	1,40	0,056	3	8	7321731
LT22NR4TR	22	Trapezoid DIN 103	12,70	0,500	22,00	0,866	0,12	0,005	1,70	0,066	1,90	0,075	4	6.3	7315080
LT22NR5TR	22	Trapezoid DIN 103	12,70	0,500	22,00	0,866	0,15	0,006	1,80	0,073	2,20	0,088	5	5	7315091
LT27NR6TR	27	Trapezoid DIN 103	15,88	0,625	27,50	1,083	0,25	0,010	2,60	0,103	3,44	0,135	6	4	7315262
left hand															
LT16NL15TR	16	Trapezoid DIN 103	9,53	0,375	16,50	0,650	0,08	0,003	1,00	0,038	1,10	0,043	1,5	16	7317966



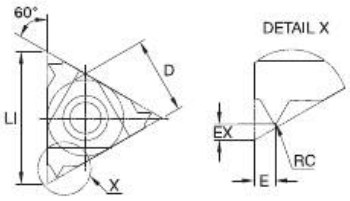

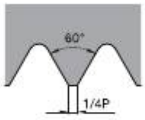

American UN Internal

KCU20B

P	●
M	●
K	●
N	○
S	○
H	○

● Primary
○ Secondary

Laydown Internal Threading Insert

American UN 60° • Complete Profile

			D		LI		RC		EX		E				
Catalog Number	Insert Size	Thread Series	mm	in	mm	in	mm	in	mm	in	mm	in	Thread Pitch mm	TPI	KCU20B
right hand															
LT06NR32UN	6	UN	4,00	0,158	6,93	0,273	0,04	0,002	0,50	0,021	0,50	0,020	0,7	32	7315123
LT06NR28UN	6	UN	4,00	0,158	6,93	0,273	0,05	0,002	0,60	0,022	0,60	0,022	0,9	28	7315122
LT06NR24UN	6	UN	4,00	0,158	6,93	0,273	0,06	0,002	0,60	0,025	0,60	0,023	1,0	24	7315117
LT06NR20UN	6	UN	4,00	0,158	6,93	0,273	0,70	0,029	0,60	0,025	0,70	0,029	1,25	20	7315116
LT06NR18UN	6	UN	4,00	0,158	6,93	0,273	0,08	0,003	0,70	0,027	0,80	0,030	1,4	18	7315114
LT08NR32UN	8	UN	5,00	0,197	8,66	0,341	0,04	0,002	0,60	0,024	0,50	0,020	0,7	32	7315159
LT08NR28UN	8	UN	5,00	0,197	8,66	0,341	0,05	0,002	0,60	0,024	0,60	0,024	0,9	28	7315157
LT08NR24UN	8	UN	5,00	0,197	8,66	0,341	0,06	0,002	0,60	0,024	0,60	0,024	1,25	20	7315152
LT08NR20UN	8	UN	5,00	0,197	8,66	0,341	0,07	0,003	0,60	0,024	0,70	0,028	1,25	20	7315151
LT08NR16UN	8	UN	5,00	0,197	8,66	0,341	0,09	0,004	0,60	0,024	0,80	0,032	1,5	16	7315134
LT08NR18UN	8	UN	5,00	0,197	8,66	0,341	0,08	0,003	0,60	0,024	0,70	0,028	1,5	16	7315138
LT08NR14UN	8	UN	5,00	0,197	8,66	0,341	0,11	0,004	0,50	0,022	0,80	0,032	1,9	14	7315130
LT11NR44UN	11	UN	6,35	0,250	11,00	0,433	0,03	0,001	0,60	0,023	0,60	0,024	0,5	44	7314597
LT11NR40UN	11	UN	6,35	0,250	11,00	0,433	0,04	0,002	0,60	0,023	0,60	0,024	0,6	40	7314596
LT11NR36UN	11	UN	6,35	0,250	11,00	0,433	0,04	0,002	0,60	0,023	0,60	0,024	0,7	36	7314594
LT11NR32UN	11	UN	6,35	0,250	11,00	0,433	0,04	0,002	0,60	0,023	0,60	0,024	0,7	32	7314592
LT11NR28UN	11	UN	6,35	0,250	11,00	0,433	0,05	0,002	0,70	0,026	0,70	0,026	0,9	28	7314590
LT11NR24UN	11	UN	6,35	0,250	11,00	0,433	0,09	0,004	0,70	0,027	0,80	0,030	1,00	24	7314586
LT11NR20UN	11	UN	6,35	0,250	11,00	0,433	0,11	0,004	0,80	0,030	0,90	0,035	1,25	20	7314583
LT11NR18UN	11	UN	6,35	0,250	11,00	0,433	0,12	0,005	0,80	0,033	1,00	0,039	1,4	18	7314576
LT11NR16UN	11	UN	6,35	0,250	11,00	0,433	0,14	0,005	0,90	0,034	1,10	0,041	1,5	16	7314560
LT11NR14UN	11	UN	6,35	0,250	11,00	0,433	0,11	0,004	0,90	0,034	1,10	0,041	1,75	14	7314552
LT11NR12UN	11	UN	6,35	0,250	11,00	0,433	0,18	0,007	0,80	0,031	1,10	0,043	2,00	12	7314548
LT11NR11UN	11	UN	6,35	0,250	11,00	0,433	0,19	0,008	0,80	0,031	1,10	0,043	2,3	11	7314545
LT16NR48UN	16	UN	9,53	0,375	16,50	0,650	0,03	0,001	0,60	0,024	0,60	0,024	0,5	48	7321732
LT16NR36UN	16	UN	9,53	0,375	16,50	0,650	0,04	0,001	0,60	0,024	0,60	0,024	3,5	36	7321730
LT16NR32UN	16	UN	9,53	0,375	16,50	0,650	0,04	0,002	0,60	0,023	0,60	0,024	0,7	32	7321729
LT16NR28UN	16	UN	9,53	0,375	16,50	0,650	0,05	0,002	0,60	0,024	0,70	0,026	0,91	28	7321726
LT16NR24UN	16	UN	9,53	0,375	16,50	0,650	0,09	0,004	0,70	0,027	0,80	0,030	1,0	24	7321724
LT16NR20UN	16	UN	9,53	0,375	16,50	0,650	0,11	0,004	0,80	0,030	0,90	0,035	1,2	20	7321721
LT16NR18UN	16	UN	9,53	0,375	16,50	0,650	0,12	0,005	0,80	0,033	1,00	0,039	1,75	18	7321718
LT16NR16UN	16	UN	9,53	0,375	16,50	0,650	0,14	0,005	0,90	0,034	1,10	0,041	1,5	16	7321713
LT16NR14UN	16	UN	9,53	0,375	16,50	0,650	0,11	0,004	0,90	0,037	1,20	0,047	1,8	14	7321708
LT16NR12UN	16	UN	9,53	0,375	16,50	0,650	0,18	0,007	1,10	0,042	1,40	0,055	2,0	12	7321669
LT16NR10UN	16	UN	9,53	0,375	16,50	0,650	0,15	0,006	1,10	0,044	1,50	0,059	2,5	10	7317969
LT16NR8UN	16	UN	9,53	0,375	16,50	0,650	0,27	0,010	1,10	0,044	1,50	0,057	3	8	7321739
LT27NR45UN	27	UN	15,88	0,625	27,50	1,083	0,37	0,014	1,70	0,066	2,40	0,094	5,6	4.5	7315251
LT27NR4UN	27	UN	15,88	0,625	27,50	1,083	0,42	0,016	1,80	0,072	2,60	0,104	6	4	7315258
left hand															
LT11NL40UN	11	UN	6,35	0,250	11,00	0,433	0,04	0,001	0,60	0,024	0,60	0,023	0,600	40	7314521
LT11NL36UN	11	UN	6,35	0,250	11,00	0,433	0,04	0,001	0,60	0,024	0,60	0,023	0,700	36	7314520
LT11NL32UN	11	UN	6,35	0,250	11,00	0,433	0,04	0,002	0,60	0,023	0,60	0,023	0,700	32	7314519
LT11NL28UN	11	UN	6,35	0,250	11,00	0,433	0,05	0,002	0,60	0,024	0,70	0,026	0,900	28	7314518
LT11NL24UN	11	UN	6,35	0,250	11,00	0,433	0,09	0,004	0,70	0,027	0,80	0,030	1,00	24	7314516
LT11NL16UN	11	UN	6,35	0,250	11,00	0,433	0,14	0,005	0,90	0,034	1,10	0,041	1,5	16	7314494
LT16NL48UN	16	UN	9,53	0,375	16,50	0,650	0,03	0,001	0,60	0,023	0,60	0,024	0,5	48	7317830
LT16NL40UN	16	UN	9,53	0,375	16,50	0,650	0,04	0,001	0,60	0,024	0,60	0,024	0,6	40	7317931
LT16NL36UN	16	UN	9,53	0,375	16,50	0,650	0,04	0,001	0,60	0,023	0,60	0,024	0,7	36	7317932
LT16NL32UN	16	UN	9,53	0,375	16,50	0,650	0,04	0,002	0,60	0,023	0,60	0,024	0,7	32	7317933
LT16NL24UN	16	UN	9,53	0,375	16,50	0,650	0,09	0,004	0,70	0,027	0,80	0,030	1,0	24	7317934
LT16NL20UN	16	UN	9,53	0,375	16,50	0,650	0,11	0,004	0,80	0,030	0,90	0,035	1,25	20	7317935
LT16NL16UN	16	UN	9,53	0,375	16,50	0,650	0,14	0,005	0,90	0,034	1,10	0,041	1,5	16	7317936
LT16NL14UN	16	UN	9,53	0,375	16,50	0,650	0,11	0,004	0,90	0,037	1,20	0,047	1,8	14	7317937
LT16NL12UN	16	UN	9,53	0,375	16,50	0,650	0,18	0,007	1,10	0,042	1,40	0,055	2,0	12	7317938
LT16NL10UN	16	UN	9,53	0,375	16,50	0,650	0,15	0,006	1,10	0,044	1,50	0,059	2,0	10	7317939



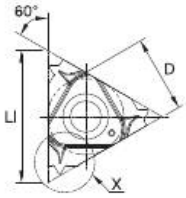

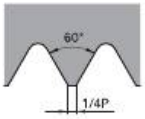

American UN Internal



Laydown Internal Threading Insert

American UN 60° • Complete Profile • Chipbreaker

● Primary
○ Secondary

			D		LI		RC		EX		E				
Catalog Number	Insert Size	Thread Series	mm	in	mm	in	mm	in	mm	in	mm	in	Thread Pitch mm	TPI	KCU20B
right hand															
LT11NR36UNCB	11	UN	6,35	0,250	11,00	0,433	0,04	0,002	1,10	0,044	0,50	0,019	0,7	36	7314595
LT11NR32UNCB	11	UN	6,35	0,250	11,00	0,433	0,04	0,002	0,60	0,023	0,60	0,024	0,7	32	7314593
LT11NR28UNCB	11	UN	6,35	0,250	11,00	0,433	0,08	0,003	0,60	0,024	0,80	0,031	0,9	28	7314591
LT11NR24UNCB	11	UN	6,35	0,250	11,00	0,433	0,12	0,005	0,70	0,026	0,80	0,031	1,00	24	7314587
LT11NR20UNCB	11	UN	6,35	0,250	11,00	0,433	0,14	0,005	0,60	0,023	0,80	0,032	1,25	20	7314584
LT11NR18UNCB	11	UN	6,35	0,250	11,00	0,433	0,15	0,006	0,60	0,025	0,80	0,031	1,4	18	7314577
LT11NR16UNCB	11	UN	6,35	0,250	11,00	0,433	0,17	0,007	0,60	0,026	0,80	0,031	1,5	16	7314571
LT16NR20UNCB	16	UN	9,53	0,375	16,50	0,650	0,11	0,004	0,60	0,024	0,80	0,032	1,2	20	7321722
LT16NR18UNCB	16	UN	9,53	0,375	16,50	0,650	0,12	0,005	0,60	0,025	0,80	0,032	1,75	18	7321719
LT16NR16UNCB	16	UN	9,53	0,375	16,50	0,650	0,14	0,005	0,60	0,026	0,80	0,032	1,5	16	7321714
LT16NR14UNCB	16	UN	9,53	0,375	16,50	0,650	0,10	0,004	1,10	0,043	1,50	0,060	1,8	14	7321709
LT16NR12UNCB	16	UN	9,53	0,375	16,50	0,650	0,18	0,007	1,10	0,044	1,50	0,060	2,0	12	7321670
LT16NR10UNCB	16	UN	9,53	0,375	16,50	0,650	0,15	0,006	1,10	0,041	1,50	0,060	2,5	10	7317828
LT16NR8UNCB	16	UN	9,53	0,375	16,50	0,650	0,27	0,011	1,10	0,044	1,50	0,059	3	8	7321740



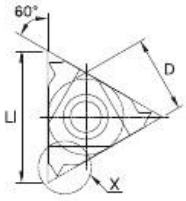

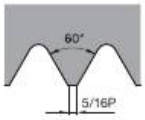

UNJ Internal



Laydown Internal Threading Insert

UNJ 60° • Complete Profile

● Primary
○ Secondary

			D		LI		RC		EX		E				
Catalog Number	Insert Size	Thread Series	mm	in	mm	in	mm	in	mm	in	mm	in	Thread Pitch mm	TPI	KCU20B
right hand															
LT11NR20UNJ	11	UNJ	6,35	0,250	11,00	0,433	0,06	0,002	0,80	0,030	0,90	0,035	1,25	20	7314585
LT11NR18UNJ	11	UNJ	6,35	0,250	11,00	0,433	0,07	0,003	0,80	0,032	1,00	0,039	1,4	18	7314578
LT11NR16UNJ	11	UNJ	6,35	0,250	11,00	0,433	0,09	0,004	0,90	0,034	1,10	0,041	1,5	16	7314572
LT11NR14UNJ	11	UNJ	6,35	0,250	11,00	0,433	0,10	0,004	0,90	0,034	1,10	0,041	1,75	14	7314553
LT16NR28UNJ	16	UNJ	9,53	0,375	16,50	0,650	0,05	0,002	0,60	0,024	0,70	0,026	0,91	28	7321727
LT16NR16UNJ	16	UNJ	9,53	0,375	16,50	0,650	0,09	0,004	0,90	0,034	1,10	0,041	1,5	16	7321715
LT16NR12UNJ	16	UNJ	9,53	0,375	16,50	0,650	0,12	0,005	1,10	0,042	1,40	0,042	2,0	12	7321701
LT16NR10UNJ	16	UNJ	9,53	0,375	16,50	0,650	0,15	0,006	1,10	0,044	1,50	0,059	2,5	10	7317982
left hand															
LT11NL20UNJ	11	UNJ	6,35	0,250	11,00	0,433	0,06	0,002	0,80	0,030	0,90	0,035	1,25	20	7314512
LT11NL16UNJ	11	UNJ	6,35	0,250	11,00	0,433	0,09	0,004	0,90	0,034	1,10	0,041	1,5	16	7314496
LT11NL14UNJ	11	UNJ	6,35	0,250	11,00	0,433	0,10	0,004	0,90	0,034	1,10	0,041	1,8	14	7314492
LT16NL18UNJ	16	UNJ	9,53	0,375	16,50	0,650	0,07	0,003	0,80	0,032	1,00	0,039	1,4	18	7317979
LT16NL16UNJ	16	UNJ	9,53	0,375	16,50	0,650	0,09	0,004	0,90	0,034	1,10	0,041	1,5	16	7317980
LT16NL14UNJ	16	UNJ	9,53	0,375	16,50	0,650	0,10	0,004	0,90	0,037	1,20	0,047	1,8	14	7317981



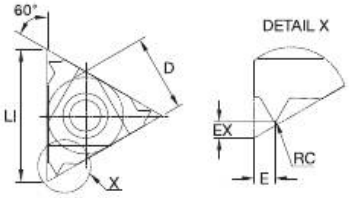

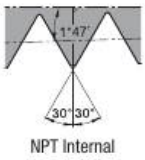

NPT Internal

Laydown Internal Threading Insert

NPT • Complete Profile

● Primary
○ Secondary

			D		LI		RC		EX		E				
Catalog Number	Insert Size	Thread Series	mm	in	mm	in	mm	in	mm	in	mm	in	Thread Pitch mm	TPI	KCU20B
right hand															
LT06NR27NPT	6	NPT	4,00	0,158	6,93	0,273	0,05	0,002	0,60	0,025	0,60	0,023	0,9	27	7315119
LT08NR27NPT	8	NPT	5,00	0,197	8,66	0,341	0,05	0,002	0,60	0,023	0,60	0,024	0,9	27	7315153
LT08NR18NPT	8	NPT	5,00	0,197	8,66	0,341	0,06	0,002	0,60	0,024	0,80	0,032	1,4	18	7315136
LT11NR27NPT	11	NPT	6,35	0,250	11,00	0,433	0,04	0,002	0,70	0,026	0,80	0,030	0,9	27	7314589
LT11NR18NPT	11	NPT	6,35	0,250	11,00	0,433	0,08	0,003	0,80	0,032	1,00	0,039	1,4	18	7314574
LT11NR14NPT	11	NPT	6,35	0,250	11,00	0,433	0,09	0,004	0,90	0,034	1,10	0,041	1,75	14	7314550
LT16NR27NPT	16	NPT	9,53	0,375	16,50	0,650	0,04	0,002	0,70	0,026	0,80	0,030	0,94	27	7321725
LT16NR18NPT	16	NPT	9,53	0,375	16,50	0,650	0,08	0,003	0,80	0,032	1,00	0,039	1,75	18	7321717
LT16NR14NPT	16	NPT	9,53	0,375	16,50	0,650	0,09	0,004	0,90	0,037	1,20	0,047	1,8	14	7321704
LT16NR115NPT	16	NPT	9,53	0,375	16,50	0,650	0,11	0,004	1,00	0,041	1,50	0,059	2,2	11.5	7317972
LT16NR8NPT	16	NPT	9,53	0,375	16,50	0,650	0,14	0,005	1,20	0,048	1,80	0,071	3	8	7321736
left hand															
LT11NL27NPT	11	NPT	6,35	0,250	11,00	0,433	0,04	0,002	0,70	0,026	0,80	0,030	0,9	27	7314517
LT11NL18NPT	11	NPT	6,35	0,250	11,00	0,433	0,08	0,003	0,80	0,039	1,00	0,032	1,4	18	7314498
LT11NL14NPT	11	NPT	6,35	0,250	11,00	0,433	0,09	0,004	1,10	0,041	0,90	0,034	1,8	14	7314491
LT16NL27NPT	16	NPT	9,53	0,375	16,50	0,650	0,04	0,002	0,70	0,026	0,80	0,030	0,9	27	7317953
LT16NL18NPT	16	NPT	9,53	0,375	16,50	0,650	0,08	0,003	0,80	0,032	1,00	0,039	1,4	18	7317954
LT16NL14NPT	16	NPT	9,53	0,375	16,50	0,650	0,09	0,004	0,90	0,037	1,20	0,047	1,8	14	7317955
LT16NL8NPT	16	NPT	9,53	0,375	16,50	0,650	0,14	0,005	1,20	0,048	1,80	0,071	3	8	7317956



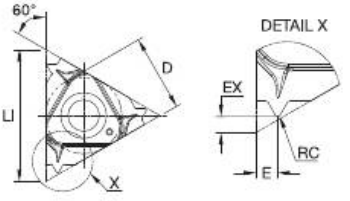

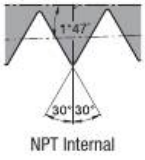

NPT Internal

Laydown Internal Threading Insert

NPT • Complete Profile • Chipbreaker

● Primary
○ Secondary

			D		LI		RC		EX		E				
Catalog Number	Insert Size	Thread Series	mm	in	mm	in	mm	in	mm	in	mm	in	Thread Pitch mm	TPI	KCU20B
right hand															
LT16NR14NPTCB	16	NPT	9,53	0,375	16,50	0,650	0,10	0,004	1,10	0,042	1,50	0,060	1,8	14	7321705
LT16NR115NPTCB	16	NPT	9,53	0,375	16,50	0,650	1,00	0,041	1,00	0,041	1,50	0,060	2,2	11.5	7317829



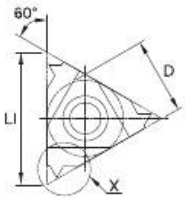

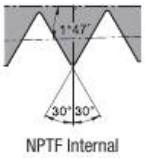

NPTF Internal

KCU20B

P	●
M	●
K	●
N	○
S	○
H	○

● Primary
○ Secondary

Laydown Internal Threading Insert

NPTF • Complete Profile

			D		LI		RC		EX		E				
Catalog Number	Insert Size	Thread Series	mm	in	mm	in	mm	in	mm	in	mm	in	Thread Pitch mm	TPI	KCU20B
right hand															
LT06NR27NPTF	6	NPTF	4,00	0,158	6,93	0,273	0,04	0,001	0,60	0,025	0,60	0,023	0,9	27	7315120
LT08NR27NPTF	8	NPTF	5,00	0,197	8,66	0,341	0,04	0,001	0,60	0,024	0,60	0,024	0,9	27	7315154
LT08NR18NPTF	8	NPTF	5,00	0,197	8,66	0,341	0,04	0,001	0,60	0,024	0,80	0,032	1,4	18	7315137
LT11NR18NPTF	11	NPTF	6,35	0,250	11,00	0,433	0,04	0,001	0,79	0,031	0,99	0,039	1,4	18	7314575
LT11NR14NPTF	11	NPTF	6,35	0,250	11,00	0,433	0,04	0,001	0,90	0,035	1,10	0,042	1,75	14	7314551
LT16NR14NPTF	16	NPTF	9,53	0,375	16,50	0,650	0,04	0,001	1,00	0,038	1,20	0,047	1,8	14	7321706
left hand															
LT16NL14NPTF	16	NPTF	9,53	0,375	16,50	0,650	0,04	0,001	1,00	0,038	1,20	0,047	1,8	14	7317957
LT16NL115NPTF	16	NPTF	9,53	0,375	16,50	0,650	0,04	0,001	1,10	0,045	1,50	0,059	2,2	11.5	7317958



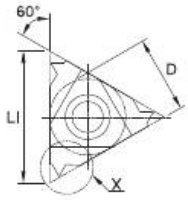

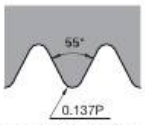

Whitworth BSW, BSF,
BSP Internal

KCU20B

P	●
M	●
K	●
N	○
S	○
H	○

● Primary
○ Secondary

Laydown Internal Threading Insert

Whitworth • Complete Profile

			D		LI		RC		EX		E				
Catalog Number	Insert Size	Thread Series	mm	in	mm	in	mm	in	mm	in	mm	in	Thread Pitch mm	TPI	KCU20B
right hand															
LT06NR26W	6	Whitworth	4,00	0,158	6,93	0,273	0,09	0,004	0,60	0,025	0,60	0,023	0,9	26	7315118
LT06NR19W	6	Whitworth	4,00	0,158	6,93	0,273	0,70	0,029	0,70	0,027	0,70	0,029	1,33	19	7315115
LT08NR28W	8	Whitworth	5,00	0,197	8,66	0,341	0,09	0,003	0,60	0,024	0,60	0,024	0,9	28	7315158
LT08NR19W	8	Whitworth	5,00	0,197	8,66	0,341	0,70	0,028	0,60	0,024	0,70	0,028	1,33	19	7315140
LT11NR19W	11	Whitworth	6,35	0,250	11,00	0,433	0,19	0,008	0,80	0,032	1,00	0,037	1,3	19	7314581
LT11NR14W	11	Whitworth	6,35	0,250	11,00	0,433	0,26	0,010	0,90	0,035	1,10	0,041	1,75	14	7314554
LT16NR20W	16	Whitworth	9,53	0,375	16,50	0,650	0,18	0,007	0,80	0,031	0,90	0,035	1,2	20	7321723
LT16NR19W	16	Whitworth	9,53	0,375	16,50	0,650	0,19	0,008	0,80	0,032	1,00	0,037	1,3	19	7321720
LT16NR16W	16	Whitworth	9,53	0,375	16,50	0,650	0,23	0,009	0,90	0,034	1,10	0,041	1,5	16	7321716
LT16NR14W	16	Whitworth	9,53	0,375	16,50	0,650	0,26	0,010	1,00	0,038	1,20	0,047	1,8	14	7321710
LT16NR12W	16	Whitworth	9,53	0,375	16,50	0,650	0,30	0,012	1,10	0,043	1,40	0,055	2,0	12	7321702
LT16NR11W	16	Whitworth	9,53	0,375	16,50	0,650	0,33	0,013	1,10	0,045	1,50	0,059	2,3	11	7321665
LT16NR10W	16	Whitworth	9,53	0,375	16,50	0,650	0,36	0,014	1,20	0,045	1,50	0,059	2,5	10	7317970
LT16NR9W	16	Whitworth	9,53	0,375	16,50	0,650	0,34	0,014	1,20	0,049	1,70	0,065	2,8	9	7321742
LT16NR8W	16	Whitworth	9,53	0,375	16,50	0,650	0,39	0,015	1,20	0,046	1,50	0,059	3	8	7321741
LT22NR7W	22	Whitworth	12,70	0,500	22,00	0,866	0,45	0,018	1,60	0,064	2,30	0,091	3,6	7	7315067
LT22NR6W	22	Whitworth	12,70	0,500	22,00	0,866	0,53	0,021	1,60	0,065	2,30	0,091	4,2	6	7315068
left hand															
LT11NL19W	11	Whitworth	6,35	0,250	11,00	0,433	0,19	0,008	0,80	0,032	1,00	0,037	1,33	19	7314511
LT16NL19W	16	Whitworth	9,53	0,375	16,50	0,650	0,19	0,008	0,80	0,032	1,00	0,037	1,33	19	7317946
LT16NL16W	16	Whitworth	9,53	0,375	16,50	0,650	0,23	0,009	0,90	0,034	1,10	0,041	1,33	16	7317947
LT16NL14W	16	Whitworth	9,53	0,375	16,50	0,650	0,26	0,010	1,00	0,038	1,20	0,047	1,8	14	7317948
LT16NL11W	16	Whitworth	9,53	0,375	16,50	0,650	0,33	0,013	1,10	0,045	1,50	0,006	2,3	11	7317949
LT16NL9W	16	Whitworth	9,53	0,375	16,50	0,650	0,34	0,014	1,20	0,049	1,70	0,065	2,8	9	7317950
LT22NL7W	22	Whitworth	12,70	0,500	22,00	0,866	0,45	0,018	1,60	0,640	2,30	0,091	3,6	7	7315044
LT22NL6W	22	Whitworth	12,70	0,500	22,00	0,866	0,53	0,021	1,60	0,065	2,30	0,091	4,2	6	7315045
LT22NL5W	22	Whitworth	12,70	0,500	22,00	0,866	0,66	0,026	1,70	0,067	2,40	0,093	5	5	7315046



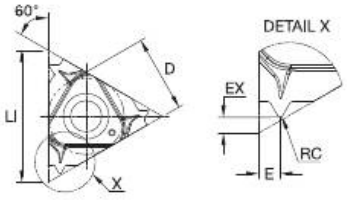

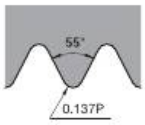

Whitworth BSW, BSF, BSP Internal

Laydown Internal Threading Insert

Whitworth • Complete Profile • Chipbreaker

● Primary
○ Secondary

			D		LI		RC		EX		E				KCU20B
Catalog Number	Insert Size	Thread Series	mm	in	mm	in	mm	in	mm	in	mm	in	Thread Pitch mm	TPI	
right hand															
LT11NR18WCB	11	Whitworth	6,35	0,250	11,00	0,433	0,22	0,009	0,70	0,029	0,80	0,031	1,4	18	7314579
LT11NR14WCB	11	Whitworth	6,35	0,250	11,00	0,433	0,26	0,010	0,70	0,028	0,90	0,037	1,75	14	7314555
LT16NR14WCB	16	Whitworth	9,53	0,375	16,50	0,650	0,26	0,010	1,30	0,050	1,50	0,060	1,8	14	7321711
LT16NR11WCB	16	Whitworth	9,53	0,375	16,50	0,650	0,33	0,013	1,30	0,052	1,50	0,060	2,3	11	7321666



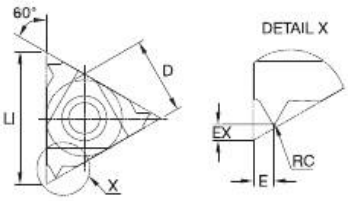

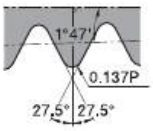

BSPT Internal

Laydown Internal Threading Insert

BSPT • Complete Profile

● Primary
○ Secondary

			D		LI		RC		EX		E				KCU20B
Catalog Number	Insert Size	Thread Series	mm	in	mm	in	mm	in	mm	in	mm	in	Thread Pitch mm	TPI	
right hand															
LT06NR28BSPT	6	BSPT	4,00	0,158	6,93	0,273	0,09	0,003	0,60	0,025	0,60	0,023	0,9	28	7315121
LT08NR28BSPT	8	BSPT	5,00	0,197	8,66	0,341	0,14	0,005	0,60	0,024	0,70	0,028	1,33	19	7315156
LT08NR19BSPT	8	BSPT	5,00	0,197	8,66	0,341	0,14	0,005	0,60	0,024	0,70	0,028	1,33	19	7315139
LT11NR19BSPT	11	BSPT	6,35	0,250	11,00	0,433	0,14	0,005	0,80	0,030	0,90	0,036	1,3	19	7314580
LT11NR14BSPT	11	BSPT	6,35	0,250	11,00	0,433	0,26	0,010	0,90	0,041	1,10	0,041	1,75	14	7314549
LT16NR14BSPT	16	BSPT	9,53	0,375	16,50	0,650	0,26	0,010	1,00	0,038	1,20	0,047	1,8	14	7321703
LT16NR11BSPT	16	BSPT	9,53	0,375	16,50	0,650	0,33	0,013	1,10	0,045	1,50	0,059	2,3	11	7317971
left hand															
LT11NL14BSPT	11	BSPT	6,35	0,250	11,00	0,433	0,26	0,010	0,90	0,035	1,10	0,041	1,8	14	7314470
LT16NL14BSPT	16	BSPT	9,53	0,375	16,50	0,650	0,26	0,010	1,00	0,038	1,20	0,047	1,8	14	7317951
LT16NL11BSPT	16	BSPT	9,53	0,375	16,50	0,650	0,33	0,013	1,10	0,045	1,50	0,059	2,3	11	7317952



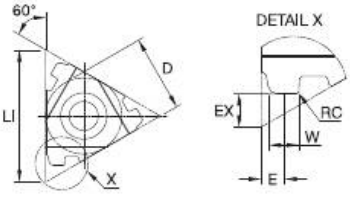

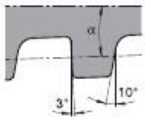

API Buttress Casing Internal

Laydown Internal Threading Insert

Buttress • Complete Profile

● Primary
○ Secondary

			D		LI		RC		EX		E				KCU20B
Catalog Number	Insert Size	Thread Series	mm	in	mm	in	mm	in	mm	in	mm	in	Thread Pitch mm	TPI	
right hand															
LT22ER5BUT1	22	API Buttress	12,70	0,500	22,00	0,866	0,18	0,007	1,90	0,076	1,91	0,075	3,5	5	7315070
LT22NR5BUT1	22	API Buttress	12,70	0,500	22,00	0,866	0,18	0,007	1,90	0,075	2,80	0,109	5	5	7315099
LT22NR5BUT75	22	API Buttress	12,70	0,500	22,00	0,866	0,18	0,007	1,90	0,075	2,80	0,109	5	5	7315096



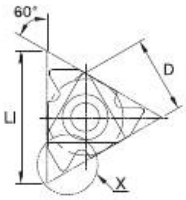

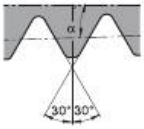

API Rotary Shoulder Connections Internal

Laydown Internal Threading Insert

API • Complete Profile

KCU20B

P ●
M ●
K ●
N ○
S ○
H ○

● Primary
○ Secondary

Catalog Number	Insert Size	Thread Series	D mm	D in	LI mm	LI in	RC mm	RC in	EX mm	EX in	E mm	E in	Thread Pitch mm	TPI	KCU20B
right hand															
LT22NR5API551	22	API	12,70	0,500	22,00	0,866	0,38	0,015	2,70	0,107	1,96	0,077	4,2	6	7315075
LT22NR5API403	22	API	12,70	0,500	22,00	0,866	0,49	0,019	2,00	0,078	2,70	0,106	5	5	7315094
LT22NR4API503	22	API	12,70	0,500	22,00	0,866	0,62	0,024	1,90	0,077	2,70	0,106	6	4	7315074
LT22NR4API383	22	API	12,70	0,500	22,00	0,866	0,95	0,037	2,10	0,083	2,79	0,110	6	4	7315073
LT22NR4API382	22	API	12,70	0,500	22,00	0,866	0,95	0,037	2,10	0,083	2,70	0,106	6	4	7315093
LT22NR4API502	22	API	12,70	0,500	22,00	0,866	0,62	0,024	2,00	0,079	2,70	0,106	6	4	7315095
LT27NR5API403	27	API	15,88	0,625	27,50	1,083	0,49	0,019	2,00	0,078	2,70	0,106	5	5	7315260
LT27NR4API382	27	API	15,88	0,625	27,50	1,083	0,95	0,037	2,10	0,081	2,70	0,106	6	4	7315253
LT27NR4API383	27	API	15,88	0,625	27,50	1,083	0,99	0,039	2,03	0,080	2,79	0,110	6	4	7315254
LT27NR4API502	27	API	15,88	0,625	27,50	1,083	0,65	0,026	2,03	0,080	3,79	0,110	6	4	7315255
LT27NR4API503	27	API	15,88	0,625	27,50	1,083	0,65	0,026	2,03	0,080	2,79	0,114	6	4	7315256



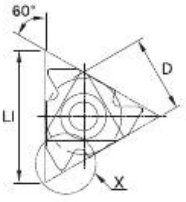

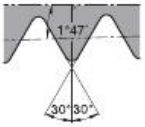

API Round Internal

Laydown Internal Threading Insert

API Round • Complete Profile

KCU20B

P ●
M ●
K ●
N ○
S ○
H ○

● Primary
○ Secondary

Catalog Number	Insert Size	Thread Series	D mm	D in	LI mm	LI in	RC mm	RC in	EX mm	EX in	E mm	E in	Thread Pitch mm	TPI	KCU20B
right hand															
LT16NR10APIRD	16	API Round	9,53	0,375	16,50	0,650	0,36	0,014	1,10	0,044	1,50	0,059	2,5	10	7317975
LT16NR8APIRD	16	API Round	9,53	0,375	16,50	0,650	0,36	0,014	1,20	0,045	1,50	0,059	3	8	7321735



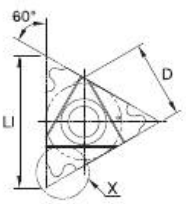

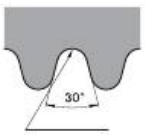

Round Internal

Laydown Internal Threading Insert

Round • Complete Profile

KCU20B

P ●
M ●
K ●
N ○
S ○
H ○

● Primary
○ Secondary

Catalog Number	Insert Size	Thread Series	RC	EX	E	Thread Pitch mm	TPI	KCU20B
right hand								
LT16NR8RD	16	Round DIN 405	0,70	1,40	1,40	3	8	7321737
LT22NR6RD	22	Round DIN 405	0,93	1,50	1,70	4,2	6	7315092
left hand								
LT16NL10RD	16	Round DIN 405	0,55	1,10	1,20	2,5	10	7317967
LT22NL6RD	22	Round DIN 405	0,93	1,50	1,70	4,2	6	7315049



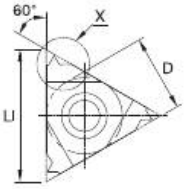

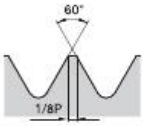

ISO Metric External



Laydown External Threading Insert

Metric 60° • Complete Profile

● Primary
○ Secondary

			D		LI		RC		EX		E				
Catalog Number	Insert Size	Thread Series	mm	in	mm	in	mm	in	mm	in	mm	in	Thread Pitch mm	TPI	KCU20B
right hand															
LT16ER04ISO	16	Metric/ISO	9,53	0,375	16,50	0,650	0,00	0,001	0,70	0,030	0,40	0,015	0,4	63	7316888
LT16ER05ISO	16	Metric/ISO	9,53	0,375	16,50	0,650	0,06	0,002	0,50	0,019	0,40	0,016	0,5	50	7316889
LT16ER075ISO	16	Metric/ISO	9,53	0,375	16,50	0,650	0,10	0,004	0,60	0,024	0,60	0,023	0,75	33	7316902
LT16ER08ISO	16	Metric/ISO	9,53	0,375	16,50	0,650	0,10	0,003	0,60	0,024	0,60	0,023	0,8	31	7316904
LT16ER10ISO	16	Metric/ISO	9,53	0,375	16,50	0,650	0,20	0,006	0,69	0,027	0,69	0,027	1,0	25	7316905
LT16ER125ISO	16	Metric/ISO	9,53	0,375	16,50	0,650	0,20	0,007	0,79	0,031	0,89	0,035	1,25	20	7316907
LT16ER15ISO	16	Metric/ISO	9,53	0,375	16,50	0,650	0,23	0,009	0,79	0,031	0,99	0,039	1,5	16	7316909
LT16ER175ISO	16	Metric/ISO	9,53	0,375	16,50	0,650	0,20	0,008	0,90	0,037	1,20	0,045	1,75	14	7316911
LT16ER20ISO	16	Metric/ISO	9,53	0,375	16,50	0,650	0,30	0,012	1,00	0,041	1,30	0,051	2,0	12	7316913
LT16ER25ISO	16	Metric/ISO	9,53	0,375	16,50	0,650	0,30	0,012	1,10	0,045	1,50	0,059	2,5	10	7316915
LT16ER30ISO	16	Metric/ISO	9,53	0,375	16,50	0,650	0,46	0,018	1,20	0,048	1,60	0,063	3,0	8	7316917
LT22ER35ISO	22	Metric/ISO	12,70	0,500	22,00	0,866	0,45	0,018	1,60	0,064	2,30	0,091	3,5	7	7314966
LT22ER40ISO	22	Metric/ISO	12,70	0,500	22,00	0,866	0,52	0,020	1,60	0,065	2,30	0,091	4,0	6.3	7314967
LT22ER45ISO	22	Metric/ISO	12,70	0,500	22,00	0,866	0,58	0,023	1,70	0,066	2,40	0,093	4,5	5.5	7314968
LT22ER50ISO	22	Metric/ISO	12,70	0,500	22,00	0,866	0,60	0,025	1,70	0,069	2,50	0,096	5,0	5	7314969
LT27ER55ISO	27	Metric/ISO	15,88	0,625	27,50	1,083	0,69	0,027	2,03	0,080	2,79	0,110	5,5	5	7315245
LT27ER60ISO	27	Metric/ISO	15,88	0,625	27,50	1,083	0,76	0,030	3,10	0,122	2,90	0,113	6,0	6	7315247
left hand															
LT16EL05ISO	16	Metric/ISO	9,53	0,375	16,50	0,650	0,06	0,002	0,50	0,019	0,40	0,016	0,50	50	7316829
LT16EL075ISO	16	Metric/ISO	9,53	0,375	16,50	0,650	0,10	0,004	0,60	0,023	0,60	0,024	0,75	33	7316830
LT16EL10ISO	16	Metric/ISO	9,53	0,375	16,50	0,650	0,16	0,006	0,70	0,026	0,70	0,028	1,0	25	7316881
LT16EL175ISO	16	Metric/ISO	9,53	0,375	16,50	0,650	0,21	0,008	0,89	0,035	1,19	0,047	1,75	14	7316884
LT16EL125ISO	16	Metric/ISO	9,53	0,375	16,50	0,650	0,19	0,007	0,80	0,031	0,90	0,035	1,25	20	7316882
LT16EL15ISO	16	Metric/ISO	9,53	0,375	16,50	0,650	0,23	0,009	0,80	0,033	1,00	0,039	1,5	16	7316883
LT16EL20ISO	16	Metric/ISO	9,53	0,375	16,50	0,650	0,31	0,012	0,99	0,039	1,30	0,051	2,0	12	7316885
LT16EL25ISO	16	Metric/ISO	9,53	0,375	16,50	0,650	0,32	0,012	1,09	0,043	1,50	0,059	2,5	10	7316886
LT16EL30ISO	16	Metric/ISO	9,53	0,375	16,50	0,650	0,46	0,018	1,20	0,048	1,60	0,063	3,0	8	7316887
LT22EL35ISO	22	Metric/ISO	12,70	0,500	22,00	0,866	0,45	0,018	1,60	0,064	2,30	0,064	3,5	7	7314964



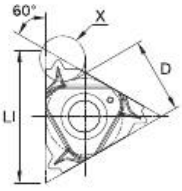

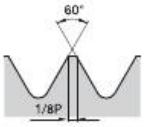

ISO Metric External



Laydown External Threading Insert

Metric 60° • Complete Profile • Chipbreaker

● Primary
○ Secondary

			D		LI		RC		EX		E				
Catalog Number	Insert Size	Thread Series	mm	in	mm	in	mm	in	mm	in	mm	in	Thread Pitch mm	TPI	KCU20B
right hand															
LT16ER05ISOCB	16	Metric/ISO	9,53	0,375	16,50	0,650	0,06	0,002	1,20	0,050	0,50	0,020	0,5	50	7316890
LT16ER075ISOCB	16	Metric/ISO	9,53	0,375	16,50	0,650	0,11	0,004	1,20	0,047	0,50	0,019	0,75	33	7316903
LT16ER10ISOCB	16	Metric/ISO	9,53	0,375	16,50	0,650	0,16	0,006	0,80	0,031	0,70	0,029	1,0	25	7316906
LT16ER125ISOCB	16	Metric/ISO	9,53	0,375	16,50	0,650	0,19	0,008	0,70	0,028	0,80	0,032	1,25	20	7316908
LT16ER15ISOCB	16	Metric/ISO	9,53	0,375	16,50	0,650	0,23	0,009	0,70	0,028	0,80	0,032	1,5	16	7316910
LT16ER175ISOCB	16	Metric/ISO	9,53	0,375	16,50	0,650	0,21	0,010	1,19	0,047	1,50	0,059	1,75	14	7316912
LT16ER20ISOCB	16	Metric/ISO	9,53	0,375	16,50	0,650	0,32	0,010	1,19	0,047	1,50	0,059	2,0	12	7316914
LT16ER25ISOCB	16	Metric/ISO	9,53	0,375	16,50	0,650	0,30	0,012	1,20	0,048	1,51	0,060	2,5	10	7316916
LT16ER30ISOCB	16	Metric/ISO	9,53	0,375	16,50	0,650	0,47	0,019	1,30	0,051	1,50	0,059	3,0	8	7316918



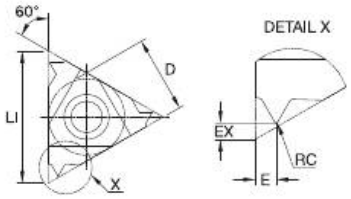

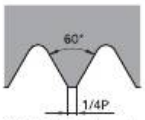

ISO Metric Internal

KCU20B

P ●
M ●
K ●
N ○
S ○
H ○

● Primary
○ Secondary

Laydown Internal Threading Insert

Metric 60° • Complete Profile

			D		LI		RC		EX		E				
Catalog Number	Insert Size	Thread Series	mm	in	mm	in	mm	in	mm	in	mm	in	Thread Pitch mm	TPI	KCU20B
right hand															
LT06NR025ISO	6	Metric/ISO	4,00	0,158	6,93	0,273	0,01	0,000	0,60	0,022	0,30	0,010	0,25	100	7315089
LT06NR050ISO	6	Metric/ISO	4,00	0,158	6,93	0,273	0,03	0,000	0,50	0,018	0,40	0,016	0,50	50	7315090
LT06NR075ISO	6	Metric/ISO	4,00	0,158	6,93	0,273	0,04	0,001	0,50	0,018	0,50	0,020	0,75	33	7315111
LT06NR10ISO	6	Metric/ISO	4,00	0,158	6,93	0,273	0,05	0,002	0,60	0,023	0,60	0,024	1,0	25	7315112
LT06NR125ISO	6	Metric/ISO	4,00	0,158	6,93	0,273	0,07	0,003	0,60	0,023	0,70	0,027	1,25	20	7315113
LT08NR05ISO	8	Metric/ISO	5,00	0,197	8,66	0,341	0,03	0,001	0,60	0,024	0,05	0,020	0,5	50	7315126
LT08NR075ISO	8	Metric/ISO	5,00	0,197	8,66	0,341	0,04	0,001	0,60	0,024	0,05	0,020	0,75	33	7315127
LT08NR10ISO	8	Metric/ISO	5,00	0,197	8,66	0,341	0,05	0,002	0,60	0,024	0,50	0,002	1,0	25	7315128
LT08NR125ISO	8	Metric/ISO	5,00	0,197	8,66	0,341	0,07	0,003	0,60	0,024	0,70	0,028	1,25	20	7315129
LT08NR15ISO	8	Metric/ISO	5,00	0,197	8,66	0,341	0,09	0,003	0,60	0,024	0,70	0,028	1,5	16	7315132
LT08NR175ISO	8	Metric/ISO	5,00	0,197	8,66	0,341	0,01	0,004	0,50	0,022	0,80	0,032	1,75	14	7315135
LT11NR05ISO	11	Metric/ISO	6,35	0,250	11,00	0,433	0,03	0,001	0,05	0,018	0,40	0,016	0,50	50	7314525
LT11NR075ISO	11	Metric/ISO	6,35	0,250	11,00	0,433	0,04	0,001	0,60	0,023	0,60	0,024	0,75	33	7314530
LT11NR10ISO	11	Metric/ISO	6,35	0,250	11,00	0,433	0,10	0,004	0,60	0,026	0,70	0,028	1,00	25	7314542
LT11NR125ISO	11	Metric/ISO	6,35	0,250	11,00	0,433	0,12	0,005	0,80	0,030	0,90	0,035	1,25	20	7314546
LT11NR15ISO	11	Metric/ISO	6,35	0,250	11,00	0,433	0,14	0,005	0,80	0,033	1,00	0,039	1,5	16	7314556
LT11NR175ISO	11	Metric/ISO	6,35	0,250	11,00	0,433	0,10	0,004	0,90	0,034	1,10	0,041	1,75	14	7314573
LT11NR20ISO	11	Metric/ISO	6,35	0,250	11,00	0,433	0,18	0,007	0,90	0,034	1,10	0,041	2,0	12	7314582
LT11NR25ISO	11	Metric/ISO	6,35	0,250	11,00	0,433	0,22	0,009	0,80	0,031	1,10	0,043	2,5	10	7314588
LT16NR05ISO	16	Metric/ISO	9,53	0,375	16,50	0,650	0,03	0,001	0,50	0,018	0,40	0,016	0,5	50	7316925
LT16NR075ISO	16	Metric/ISO	9,53	0,375	16,50	0,650	0,04	0,001	0,60	0,024	0,60	0,024	0,75	33	7316927
LT16NR08ISO	16	Metric/ISO	9,53	0,375	16,50	0,650	0,04	0,002	0,60	0,024	0,60	0,024	0,80	31	7418040
LT16NR10ISO	16	Metric/ISO	9,53	0,375	16,50	0,650	0,10	0,004	0,60	0,026	0,70	0,028	1,0	25	7316928
LT16NR125ISO	16	Metric/ISO	9,53	0,375	16,50	0,650	0,12	0,005	0,79	0,031	0,89	0,035	1,25	20	7316941
LT16NR15ISO	16	Metric/ISO	9,53	0,375	16,50	0,650	0,14	0,005	0,80	0,033	1,00	0,039	1,5	16	7316943
LT16NR175ISO	16	Metric/ISO	9,53	0,375	16,50	0,650	0,10	0,004	0,90	0,036	1,20	0,045	1,75	14	7316945
LT16NR20ISO	16	Metric/ISO	9,53	0,375	16,50	0,650	0,18	0,007	1,00	0,040	1,30	0,051	2,0	12	7316951
LT16NR25ISO	16	Metric/ISO	9,53	0,375	16,50	0,650	0,15	0,006	1,10	0,044	1,50	0,059	2,5	10	7316953
LT16NR30ISO	16	Metric/ISO	9,53	0,375	16,50	0,650	0,26	0,010	1,10	0,044	1,50	0,057	3,0	8	7316955
LT16NR35ISO	16	Metric/ISO	9,53	0,375	16,50	0,650	0,03	0,011	1,10	0,045	1,50	0,059	3,5	7	7316956
LT22NR35ISO	22	Metric/ISO	12,70	0,500	22,00	0,866	0,22	0,008	1,60	0,063	2,30	0,091	3,5	7	7314970
LT22NR40ISO	22	Metric/ISO	12,70	0,500	22,00	0,866	0,25	0,010	1,60	0,063	2,30	0,091	4	6.3	7314991
LT22NR45ISO	22	Metric/ISO	12,70	0,500	22,00	0,866	0,28	0,011	1,60	0,063	2,40	0,093	4,5	5.6	7314993
LT22NR50ISO	22	Metric/ISO	12,70	0,500	22,00	0,866	0,32	0,012	1,60	0,063	2,30	0,091	5	5	7314994
LT22ER60ISO	22	Metric/ISO	12,70	0,500	22,00	0,866	0,80	0,032	1,80	0,071	2,70	0,106	6	4	7315071
LT27NR55ISO	27	Metric/ISO	15,88	0,625	27,50	1,083	0,35	0,014	1,60	0,064	2,30	0,092	5,5	4.6	7315259
LT27NR60ISO	27	Metric/ISO	15,88	0,625	27,50	1,083	0,39	0,015	1,70	0,069	2,50	0,099	6	4	7315261
left hand															
LT11NL10ISO	11	Metric/ISO	6,35	0,250	11,00	0,433	0,10	0,004	0,61	0,024	0,69	0,027	1,00	25	7314468
LT11NL125ISO	11	Metric/ISO	6,35	0,250	11,00	0,433	0,12	0,005	0,79	0,031	0,89	0,035	1,25	20	7314469
LT11NL15ISO	11	Metric/ISO	6,35	0,250	11,00	0,433	0,14	0,005	1,00	0,039	0,80	0,033	1,5	16	7314493
LT11NL175ISO	11	Metric/ISO	6,35	0,250	11,00	0,433	0,10	0,004	0,90	0,034	1,10	0,041	1,75	14	7314497
LT16NL10ISO	16	Metric/ISO	9,53	0,375	16,50	0,650	0,10	0,004	0,61	0,024	0,69	0,027	1,0	25	7316919
LT16NL15ISO	16	Metric/ISO	9,53	0,375	16,50	0,650	0,14	0,005	0,80	0,033	1,00	0,039	1,5	16	7316920
LT16NL20ISO	16	Metric/ISO	9,53	0,375	16,50	0,650	0,18	0,007	0,99	0,039	1,30	0,051	2,0	12	7316921
LT16NL25ISO	16	Metric/ISO	9,53	0,375	16,50	0,650	0,15	0,006	1,10	0,044	1,50	0,006	2,5	10.1	7316923
LT16NL30ISO	16	Metric/ISO	9,53	0,375	16,50	0,650	0,26	0,010	1,10	0,044	1,50	0,057	3,0	8	7316924
LT22NL40ISO	22	Metric/ISO	12,70	0,500	22,00	0,866	0,25	0,010	1,60	0,063	2,30	0,091	6	4	7314965



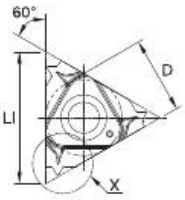

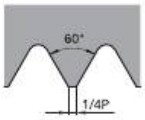

ISO Metric Internal

Laydown Internal Threading Insert

Metric 60° • Complete Profile • Chipbreaker

● Primary
○ Secondary

Catalog Number	Insert Size	Thread Series	D mm	D in	LI mm	LI in	RC mm	RC in	EX mm	EX in	E mm	E in	Thread Pitch mm	TPI	KCU20B
right hand															
LT11NR05ISOCB	11	Metric/ISO	6,35	0,250	11,00	0,433	0,03	0,001	1,20	0,046	0,50	0,020	0,50	50	7314529
LT11NR075ISOCB	11	Metric/ISO	6,35	0,250	11,00	0,433	0,04	0,001	0,60	0,024	0,50	0,020	0,75	33	7314541
LT11NR10ISOCB	11	Metric/ISO	6,35	0,250	11,00	0,433	0,13	0,010	0,70	0,026	0,80	0,031	1,0	25	7314543
LT11NR125ISOCB	11	Metric/ISO	6,35	0,250	11,00	0,433	0,15	0,006	0,70	0,027	0,80	0,031	1,25	20	7314547
LT11NR15ISOCB	11	Metric/ISO	6,35	0,250	11,00	0,433	0,17	0,007	0,70	0,026	0,80	0,031	1,5	16	7314557
LT16NR10ISOCB	16	Metric/ISO	9,53	0,375	16,50	0,650	0,10	0,004	0,71	0,028	0,79	0,031	1,0	25	7316930
LT16NR125ISOCB	16	Metric/ISO	9,53	0,375	16,50	0,650	0,12	0,005	0,70	0,026	0,80	0,032	1,25	20	7316942
LT16NR15ISOCB	16	Metric/ISO	9,53	0,375	16,50	0,650	0,14	0,005	0,70	0,026	0,80	0,005	1,5	16	7316944
LT16NR175ISOCB	16	Metric/ISO	9,53	0,375	16,50	0,650	0,10	0,004	1,10	0,043	1,50	0,060	1,75	14	7316949
LT16NR20ISOCB	16	Metric/ISO	9,53	0,375	16,50	0,650	0,18	0,007	1,10	0,044	1,50	0,060	2,0	12	7316952
LT16NR25ISOCB	16	Metric/ISO	9,53	0,375	16,50	0,650	0,15	0,006	1,10	0,041	1,50	0,057	2,5	10	7316954



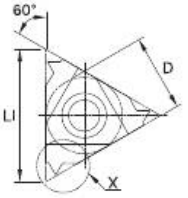

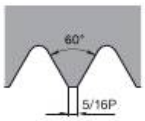

Metric for Aerospace

Laydown Internal Threading Insert

MJ 60° • Complete Profile

● Primary
○ Secondary

Catalog Number	Insert Size	Thread Series	D mm	D in	LI mm	LI in	RC mm	RC in	EX mm	EX in	E mm	E in	Thread Pitch mm	TPI	KCU20B
right hand															
LT11NR10MJ	11	M-Metric/ISO	6,35	0,250	11,00	0,433	0,06	0,002	0,61	0,024	0,69	0,027	1,0	25	7314544
LT11NR15MJ	11	M-Metric/ISO	6,35	0,250	11,00	0,433	0,08	0,003	0,61	0,024	0,69	0,027	1,5	16	7314558



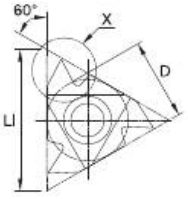

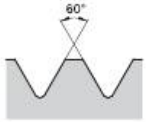

Partial Profile 60° External

Laydown External Threading Insert

Partial Profile 60°

● Primary
○ Secondary

Catalog Number	Insert Size	Thread Series	D mm	D in	LI mm	LI in	RC mm	RC in	EX mm	EX in	E mm	E in	Thread Pitch mm	TPI	KCU20B
right hand															
LT16ERA60	16	60° Partial	9,53	0,375	16,50	0,650	0,05	0,002	0,80	0,030	0,90	0,035	0.50-1.50	16-48	7321805
LT16ERG60	16	60° Partial	9,53	0,375	16,50	0,650	0,27	0,011	1,30	0,049	1,70	0,067	1.75-3.00	8-14	7321810
LT16ERAG60	16	60° Partial	9,53	0,375	16,50	0,650	0,08	0,003	1,20	0,048	1,70	0,067	0.50-3.00	8-48	7321807
LT22ERN60	22	60° Partial	12,70	0,500	22,00	0,866	0,53	0,021	1,70	0,067	2,49	0,098	3,5-5,0	5-7	7315028
LT27ERQ60	27	60° Partial	15,88	0,625	27,50	1,083	0,64	0,025	2,10	0,083	3,10	0,122	6-5,5	4-4.5	7315249
left hand															
LT16ELA60	16	60° Partial	9,53	0,375	16,50	0,650	0,05	0,002	0,80	0,030	0,90	0,035	0.50-1.50	16-48	7317563
LT16ELG60	16	60° Partial	9,53	0,375	16,50	0,650	0,27	0,011	1,30	0,049	1,70	0,067	1.75-3.00	8-14	7317567
LT16ELAG60	16	60° Partial	9,53	0,375	16,50	0,650	0,80	0,003	1,20	0,048	1,70	0,067	0.50-3.00	8-48	7317565
LT22ELN60	22	60° Partial	12,70	0,500	22,00	0,866	0,53	0,021	1,80	0,069	2,50	0,098	3,5-5	7-5	7315024



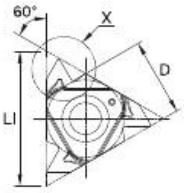

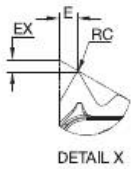

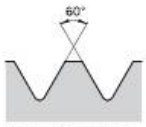

Partial Profile 60° External



Laydown External Threading Insert

Partial Profile 60° • Chipbreaker

● Primary
○ Secondary

Catalog Number	Insert Size	Thread Series	D		LI		RC		EX		E		Thread Pitch mm	TPI	KCU20B
			mm	in	mm	in	mm	in	mm	in	mm	in			
right hand															
LT16ERG60CB	16	60° Partial	9,53	0,375	16,50	0,650	0,28	0,011	1,50	0,059	1,10	0,044	1.75-3.00	8-14	7321811
LT16ERAG60CB	16	60° Partial	9,53	0,375	16,50	0,650	0,08	0,003	0,90	0,037	1,50	0,059	0.50-3.00	8-48	7321808



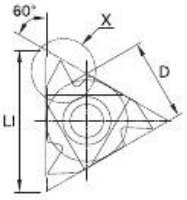

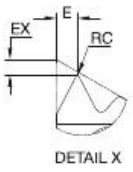

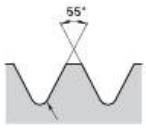

Partial Profile 55° External



Laydown External Threading Insert

Partial Profile 55°

● Primary
○ Secondary

Catalog Number	Insert Size	Thread Series	D		LI		RC		EX		E		Thread Pitch mm	TPI	KCU20B
			mm	in	mm	in	mm	in	mm	in	mm	in			
right hand															
LT16ERA55	16	55° Partial	9,53	0,375	16,50	0,650	0,05	0,002	0,80	0,030	0,90	0,035	0.50-1.50	16-48	7321804
LT16ERG55	16	55° Partial	9,53	0,375	16,50	0,650	0,21	0,008	1,20	0,049	1,70	0,067	1.75-3.00	8-14	7321809
LT16ERAG55	16	55° Partial	9,53	0,375	16,50	0,650	0,07	0,003	1,20	0,048	1,70	0,067	0.50-3.00	8-48	7321806
LT22ERN55	22	55° Partial	12,70	0,500	22,00	0,866	0,44	0,017	1,70	0,069	2,50	0,098	3,5-5	5-7	7315029
left hand															
LT16ELA55	16	55° Partial	9,53	0,375	16,50	0,650	0,05	0,002	0,80	0,030	0,90	0,035	0.50-1.50	16-48	7317562
LT16ELG55	16	55° Partial	9,53	0,375	16,50	0,650	0,21	0,008	1,20	0,048	1,70	0,067	1.75-3.00	8-14	7317566
LT16ELAG55	16	55° Partial	9,53	0,375	16,50	0,650	0,07	0,003	1,20	0,048	1,70	0,067	0.50-3.00	8-48	7317564
LT22ELN55	22	55° Partial	12,70	0,500	22,00	0,866	0,44	0,017	1,70	0,069	2,50	0,098	3,5-5	7-5	7315025



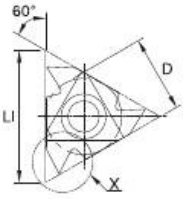

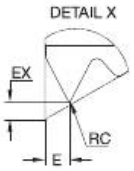

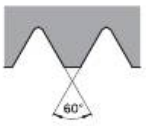

Partial Profile 60° Internal



Laydown Internal Threading Insert

Partial Profile 60°

● Primary
○ Secondary

Catalog Number	Insert Size	Thread Series	D		LI		RC		EX		E		Thread Pitch mm	TPI	KCU20B
			mm	in	mm	in	mm	in	mm	in	mm	in			
right hand															
LT06NRA60	6	60° Partial	4,00	0,158	6,93	0,273	0,05	0,002	0,60	0,023	0,60	0,024	0.50-1.25	20-48	7315125
LT08NRA60	8	60° Partial	5,00	0,197	8,66	0,341	0,05	0,002	0,50	0,022	0,80	0,030	0.50-1.50	16-48	7315161
LT11NRA60	11	60° Partial	6,35	0,250	11,00	0,433	0,05	0,002	0,80	0,030	0,90	0,035	0.50-1.50	16-48	7314599
LT16NRA60	16	60° Partial	9,53	0,375	16,50	0,650	0,05	0,002	0,80	0,030	0,90	0,035	0.50-1.50	16-48	7321744
LT16NRG60	16	60° Partial	9,53	0,375	16,50	0,650	0,16	0,006	1,20	0,049	1,70	0,067	1.75-3.0	8-14	7321749
LT16NRAG60	16	60° Partial	9,53	0,375	16,50	0,650	0,05	0,002	1,20	0,048	1,70	0,067	0.50-3.0	8-48	7321746
LT22NRN60	22	60° Partial	12,70	0,500	22,00	0,866	0,44	0,017	1,70	0,069	2,50	0,098	3,5-5	5-7	7315065
LT27NRQ60	27	60° Partial	15,88	0,625	27,50	1,083	0,30	0,012	2,90	0,115	2,70	0,150	6,000	4	7315263
left hand															
LT11NLA60	11	60° Partial	6,35	0,250	11,00	0,433	0,05	0,002	0,80	0,030	0,90	0,035	0.50-1.50	16-48	7314524
LT16NLA60	16	60° Partial	9,53	0,375	16,50	0,650	0,05	0,002	0,80	0,030	0,90	0,035	0.50-1.50	16-48	7317940
LT16NLG60	16	60° Partial	9,53	0,375	16,50	0,650	0,16	0,006	1,20	0,049	1,70	0,067	1.75-3.0	8-14	7317942
LT16NLAG60	16	60° Partial	9,53	0,375	16,50	0,650	0,05	0,002	1,19	0,047	1,70	0,067	0.50-3.0	8-48	7317941
LT22NLN60	22	60° Partial	12,70	0,500	22,00	0,866	0,30	0,012	1,70	0,068	2,50	0,098	3,5-5	5-7	7315042



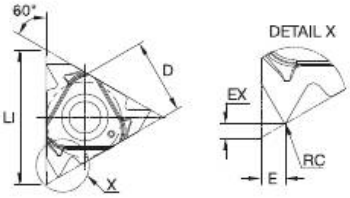

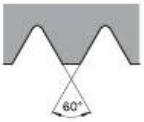

Partial Profile 60° Internal



● Primary
○ Secondary

Laydown Internal Threading Insert

Partial Profile 60° • Chipbreaker

			D		LI		RC		EX		E				
Catalog Number	Insert Size	Thread Series	mm	in	mm	in	mm	in	mm	in	mm	in	Thread Pitch mm	TPI	KCU20B
right hand															
LT11NRA60CB	11	60° Partial	6,35	0,250	11,00	0,433	0,05	0,002	0,60	0,022	0,80	0,031	0.50-1.50	16-48	7314600
LT16NRG60CB	16	60° Partial	9,53	0,375	16,50	0,650	0,16	0,006	1,00	0,040	1,50	0,059	1.75-3.0	8-14	7321750
LT16NRAG60CB	16	60° Partial	9,53	0,375	16,50	0,650	0,05	0,002	0,90	0,036	1,50	0,059	0.50-3.0	8-48	7321747



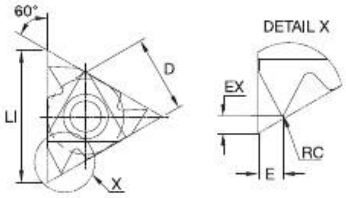

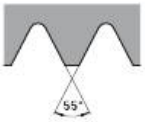

Partial Profile 55° Internal

KCU20B

P	●
M	●
K	●
N	○
S	○
H	○

● Primary
○ Secondary

Laydown Internal Threading Insert

Partial Profile 55°

			D		LI		RC		EX		E				
Catalog Number	**Insert Size**	**Thread Series**	**mm**	**in**	**mm**	**in**	**mm**	**in**	**mm**	**in**	**mm**	**in**	**Thread Pitch mm**	**TPI**	**KCU20B**
right hand															
LT06NRA55	6	55° Partial	4,00	0,158	6,93	0,273	0,05	0,002	0,58	0,023	0,60	0,024	0.50-1.25	20-48	7315124
LT08NRA55	8	55° Partial	5,00	0,197	8,66	0,341	0,05	0,002	0,50	0,020	0,80	0,030	0.50-1.50	16-48	7315160
LT11NRA55	11	55° Partial	6,35	0,250	11,00	0,433	0,05	0,002	0,80	0,030	0,90	0,035	0.50-1.50	16-48	7314598
LT16NRA55	16	55° Partial	9,53	0,375	16,50	0,650	0,05	0,002	0,80	0,030	0,90	0,035	0.50-1.50	16-48	7321743
LT16NRG55	16	55° Partial	9,53	0,375	16,50	0,650	0,21	0,008	1,20	0,049	1,70	0,067	1.75-3.0	8-14	7321748
LT16NRAG55	16	55° Partial	9,53	0,375	16,50	0,650	0,07	0,003	1,20	0,048	1,70	0,067	0.50-3.0	8-48	7321745
LT22NRN55	22	55° Partial	12,70	0,500	22,00	0,866	0,44	0,017	1,70	0,069	2,50	0,098	3,5-5	5-7	7315066
left hand															
LT11NLA55	11	55° Partial	6,35	0,250	11,00	0,433	0,05	0,002	0,80	0,030	0,90	0,035	0.50-1.50	48-16	7314523
LT16NLA55	16	55° Partial	9,53	0,375	16,50	0,650	0,05	0,002	0,80	0,030	0,90	0,035	0,50-1,50	16-48	7317943
LT16NLG55	16	55° Partial	9,53	0,375	16,50	0,650	0,21	0,008	1,20	0,049	1,70	0,067	1.75-3.0	8-14	7317945
LT16NLAG55	16	55° Partial	9,53	0,375	16,50	0,650	0,07	0,003	1,20	0,048	1,70	0,067	0.50-3.0	8-48	7317944
LT22NLN55	22	55° Partial	12,70	0,500	22,00	0,866	0,30	0,012	1,70	0,069	2,50	0,098	3,5-5	5-7	7315043

How Do Catalog Numbers Work?

LT Threading Toolholder Catalog Numbering System

Each character in our catalog number signifies a specific trait of that product. Use the following key columns and corresponding image to easily identify which attributes apply.

LSASR1212M163 | 8M163

L	S	AS	R		METRIC 1212	M	METRIC 16	3	C
Insert Style	Insert Holding Method	Tool Style	Hand of Tool	Drop Head	Shank Size	Length: (ISO norm)	Shank Size	Insert Size	

L —
Laydown triangle

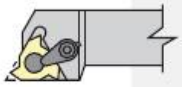

S —
Insert screw or clamp only

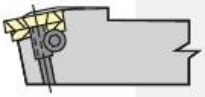

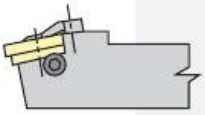

Direction

00: Straight shank



Offset shank

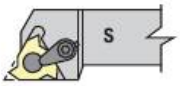

Left hand



Hand:
R: Right
L: Left

Right hand



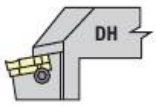

DH: drop head

Inch:
This shows a two-digit number that indicates the holder cross section. For shanks 5/8" square and over, the number will represent the number of sixteenths of width and height. For shanks under 5/8" square, the number of sixteenths of cross section will be preceded by a zero. For rectangular holders, the first digit represents the number of eighths of width, and the second digit the number of quarters of height, except for a toolholder 1-1/4" x 1-1/2", which is given the number 91.

1212:
12mm X 12mm

3232:
32mm X 32mm

4040:
40mm X 40mm

INCH

8

Shank Size

8: 0,5"
10: 0,625"
12: 0,75"
16: 1"
20: 1,25"
24: 1,5"

J 110mm
K 125mm
L 140mm
M 150mm
N 150mm

INCH

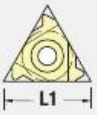

Size equals number of 1/8" increments of IC.

Portfolio:
Inserts size L1 mm:

METRIC	
Insert Size	L1
ISO	mm
06	6,93
08	8,66
11	11
16	16,5
22	22
27	27,5

INCH	
Insert Size	L1
ANSI	Inch
1,2	0,273
1,5	0,341
2	0,433
3	0,65
4	0,866
5	1,083

C: Through Coolant Technology

NOTE: Toolholders with primary shank sizes larger than 1/2" or 12mm are supplied with clamp and insert screw. Secure the insert with either the clamp or insert screw. **Do not use both.**

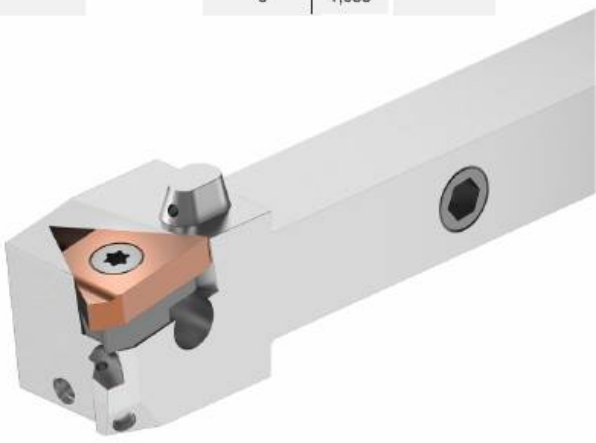



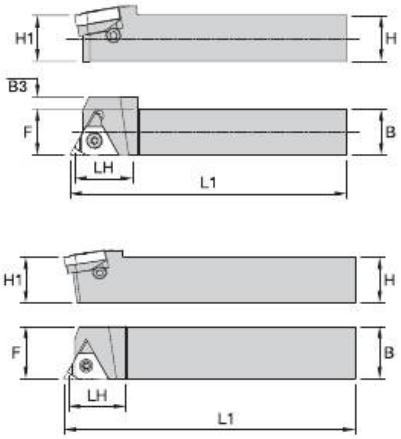

Laydown Threading

LSA Tool Holder • Metric

Order Number	Catalog Number	H	B	F	L1	LH	Gage Insert
right hand							
7398678	LSASR3232P27	32.00	32.00	32.00	174.05	35.05	LT-27ER
7398692	LSASR4040R27	40.00	40.00	40.00	204.50	38.05	LT-27ER



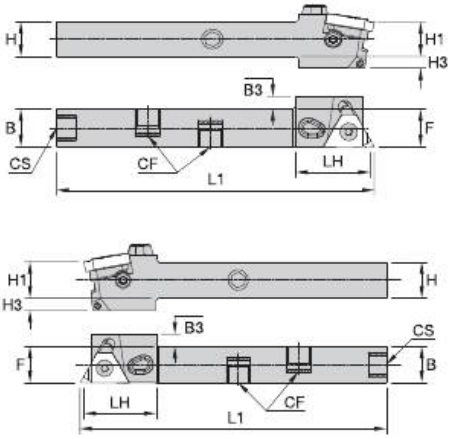

Laydown Threading

LSA-C Tool Holder • Through Coolant • Metric

Order Number	Catalog Number	H	B	F	H3	L1	LH	B3	Gage Insert
right hand									
7398669	LSASR1212H11C	12.00	12.00	12.00	2.00	100.00	18.80	—	LT-11ER
7398675	LSASR1212H16C	12.00	12.00	12.00	4.00	100.00	23.80	4.00	LT-16ER
left hand									
7398670	LSASL1212H11C	12.00	12.00	12.00	2.00	100.00	18.80	—	LT-11EL
7398671	LSASL1212H16C	12.00	12.00	12.00	4.00	100.00	23.80	4.00	LT-16EL

How Do Catalog Numbers Work?

LT Threading Toolholder Catalog Numbering System

Each character in our catalog number signifies a specific trait of that product. Use the following key columns and corresponding image to easily identify which attributes apply.

S0812LSER2

S	METRIC 25	METRIC 32	L	S	E	R	METRIC 2
Bar Type	Primary Necked Shank Ø	Secondary Neck Shank Ø	Insert Style	Insert Holding Method	Bar Style	Hand of Tool	Insert Size

S — Solid steel tool

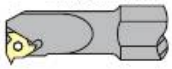

A — Solid steel tool with coolant/lubrication hole

B — Solid steel tool with anti-vibrator device

D — Solid steel tool with anti-vibrator device and coolant/lubrication hole

C — Hard metal (carbide) tool with fixed steelhead

E — Hard metal (carbide) tool with fixed steelhead and coolant/lubrication hole



F — Hard metal (carbide) tool with fixed steelhead and anti-vibration device

G — Hard metal (carbide) tool with fixed steelhead, anti-vibrator device and coolant/lubrication hole

H — Solid heavy metal tool



J — Solid heavy metal tool with coolant/lubrication hole

K — Heavy metal tool with fixed steelhead

L — Heavy metal tool with fixed steelhead and coolant/lubrication hole

Red Shank = Ø25mm
Symbol = 25

For double shank size Ø1 For Ø2 --> Symbol: 25



Red shank = Ø32mm symbol 32

For double shank size Ø1 and Ø2 --> Symbol: 32



INCH 08	INCH 12
Primary Necked Shank Ø	Secondary Necked Shank Ø

Red shank = Ø0,5 inch symbol 08 (0,5x16=08)



Red shank = Ø 0,75 inch symbol 12 (0,75x16=12)



L — Laydown insert

E — Carbide with coolant



S — Insert screw



C — Top clamping without hole
M — Top and hole clamping with hole Or with counterbore for holding
P — Hole clamping
S — Screw clamping through hole with counterbore for holding

E — End cutting edge mount

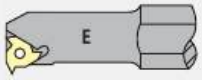

Left Hand | Right Hand

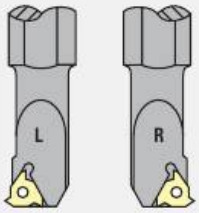

R: Right
L: Left



Size equals number of 1/8" increments of IC.

Portfolio:
Inserts size L1 mm:

METRIC	
Insert Size	L1
ISO	mm
06	6,93
08	8,66
11	11
16	16,5
22	22
27	27,5

INCH	
Insert Size	L1
ANSI	Inch
1,2	0,273
1,5	0,341
2	0,433
3	0,65
4	0,866
5	1,083

Indicates the primary bar diameter in 1/16" increments.

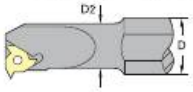

NOTE: Boring bars with primary bar diameters larger than 5/8" are supplied with clamp and insert screw. Secure the insert with either the clamp or insert screw. **Do not use both.**

Indicates the secondary bar diameter in 1/16" increments.

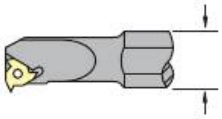

LT Threading Shim Catalog Numbering System

SM	Y	E	3	2P
Shim	Shim for LT Standard Inserts	Insert Threading	Insert Size	Shim Angle
		E = External I = Internal	D value in 1/8"	2P = 2° positive 1P = 1° positive – = 0° neutral 1N = 1° negative 2N = 2° negative 3N = 3° negative



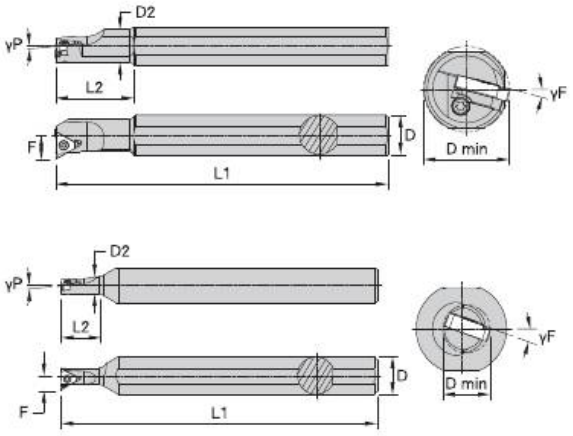

Laydown S-LSE

Steel Boring Bars • Metric

Order Number	ISO Catalog Number	D	D min	D2	F	L2	L1	γF°	γP°	Gage Insert
right hand										
7399126	S0512LSER06	12,00	6,25	5,58	4,36	12,60	100,00	-20 deg	-3 deg	LT06NR
left hand										
7399125	S0512LSEL06	12,00	6,25	5,58	4,36	12,60	100,00	-20 deg	-3 deg	LT06NL



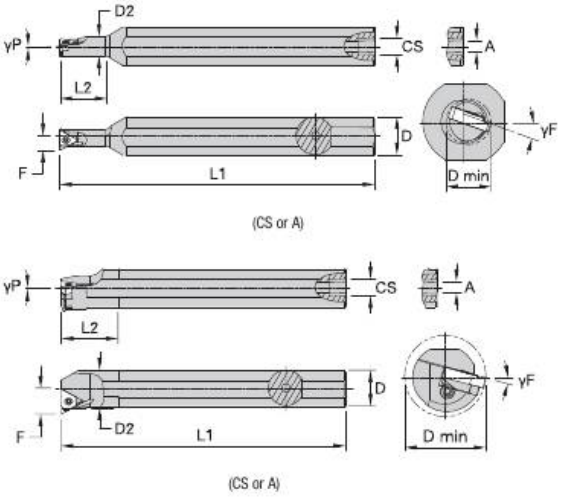

Laydown A-LSE

Steel Boring Bars • Coolant Through • Metric

Order Number	ISO Catalog Number	D	D min	D2	F	L2	L1	A	γF°	γP°	Gage Insert
right hand											
7399128	A0716LSER08	16,00	7,80	7,20	5,25	18,80	124,90	3,00	-20 deg	-3 deg	LT08NR
7399131	A3232LSER27	32,00	40,00	31,60	22,66	61,90	249,90	8,00	-15 deg	-2 deg	LT27NR
7399133	A4040LSER27	40,00	48,00	39,60	26,42	59,90	299,90	8,00	-15 deg	-2 deg	LT27NR
7399135	A5050LSER27	50,00	58,00	49,60	31,40	74,90	349,90	8,00	-15 deg	-2 deg	LT27NR
7399136	A6060LSER27	60,00	69,00	59,60	36,50	75,00	400,00	8,00	-15 deg	-2 deg	LT27NR
left hand											
7399127	A0716LSEL08	16,00	7,80	7,20	5,25	18,80	124,90	3,00	-20 deg	-3 deg	LT08NL

NOTE: Items listed without a shim are designed for a 1,5° inclination angle.
Be advised that certain boring bars are shipped without the clamp assembly.



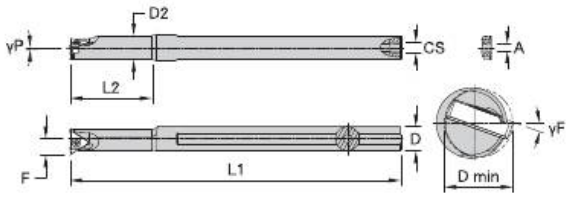

(CS or A)

Laydown E-LSE

Carbide Boring Bars • Coolant Through • Metric

Order Number	ISO Catalog Number	D	D min	D2	F	L2	L1	A	γF°	γP°	Gage Insert
right hand											
7399142	E0506LSER06	6,00	6,25	5,30	4,51	27,10	100,10	1,00	-20 deg	-2 deg	LT06NR
7399144	E0708LSER08	8,00	7,80	7,20	5,25	31,00	125,00	1,30	-20 deg	-3 deg	LT08NR
left hand											
7399141	E0506LSEL06	6,00	6,25	5,30	4,51	27,10	100,10	1,00	-20 deg	-2 deg	LT06NL
7399143	E0708LSEL08	8,00	7,80	7,20	5,25	31,00	125,00	1,30	-20 deg	-3 deg	LT08NL

LT KCU20B Threading

Application Data • Cutting Speeds

Material Group		KCU20B		
		min	start	max
P	P0	115	**150**	190
	P1	115	**150**	190
	P2	90	**135**	175
	P3	75	**130**	180
	P4	50	**100**	135
	P5	60	**95**	130
	P6	50	**90**	130
M	M1	40	**90**	140
	M2	60	**90**	120
	M3	60	**80**	100
K	K1	60	**95**	130
	K2	60	**100**	145
	K3	90	**125**	160
N	N1	100	**240**	365
	N2	200	**300**	400
	N3	60	**120**	180
	N4	80	**170**	255
	N5	70	**135**	195
	N6	100	**170**	245
	N7	80	**150**	225
S	S1	30	**45**	60
	S2	15	**20**	30
	S3	15	**20**	30
	S4	50	**110**	170
H	H1	45	**50**	60
	H2	40	**45**	50

KCU20B

LET'S TAKE YOUR **MANUFACTURING**
TO THE **NEXT LEVEL**

kennametal.com/**KCU20B**



MILLING



MILLING

KOR™ 5^{DS} & KOR 6^{DT} Solid Carbide End Mills with KCSM15A 144
KenCut™ MRAD - Multi-Radius End Mills with KCSM15A 154

KOR 5^{DS} & KOR 6^{DT}

SOLID CARBIDE END MILLS

Explore KOR 5^{DS} & KOR 6^{DT}

Now Featuring the Advanced Technology of the KCSM15A Grade



Materials

P M S H

Industries

- Automotive
- Aerospace
- General Engineering
- Medical
- Wind & Solar
- Oil & Gas

Applications

- Trochoidal Milling
- **KOR 5^{DS}** Ramping: 3°
- **KOR 6^{DT}** Ramping
- Side Milling/Shoulder Milling: Roughing
- Side/Shoulder Milling: Finishing
- Helical Interpolation

Features and Benefits

- Minimizes edge build-up
- Increases tool life at high temperatures with minimized chipping
- Improves process stability

THE INNOVATIVE, PVD COATING DELIVERS HISTORICALLY HIGH LEVELS OF WEAR AND OXIDATION RESISTANCE

KOR 5^{DS}

This 5-flute solid carbide end mill with chip deformers and helix angles is tailored for minimized vibrations and optimized tool life for dynamic milling.

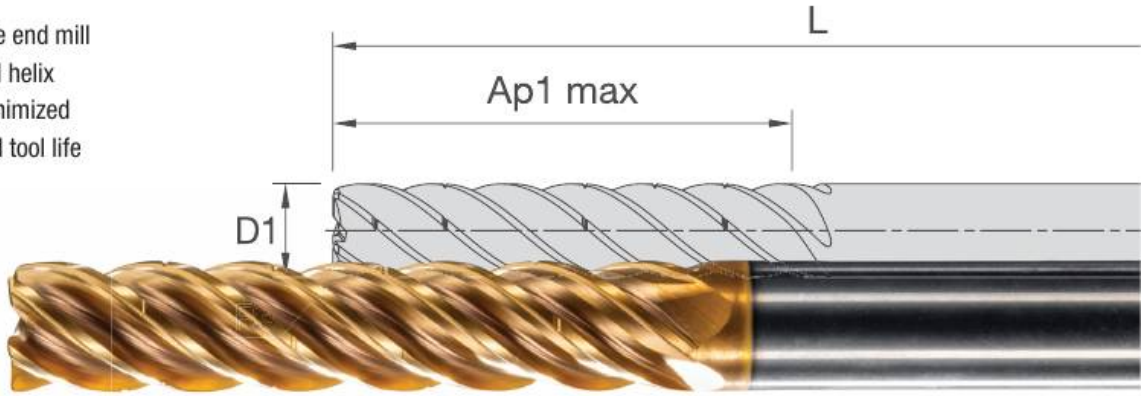

KOR 6^{DT}

This 6-flute solid carbide end mill with chip splitters and a proprietary flute form reduces vibrations and improves tool life with ideal chip evacuation.

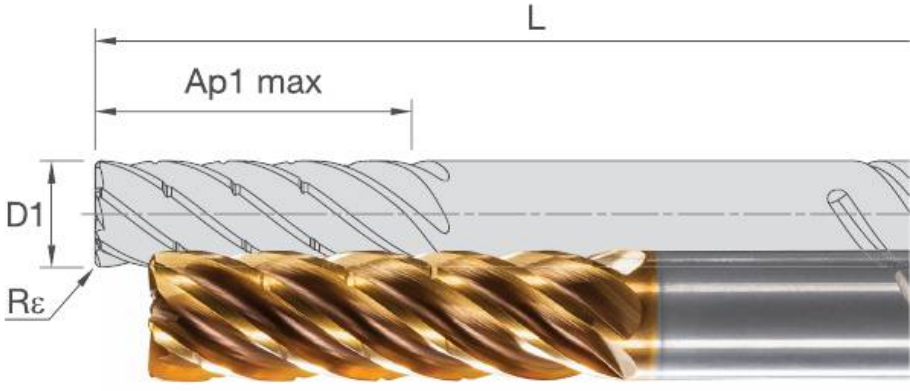



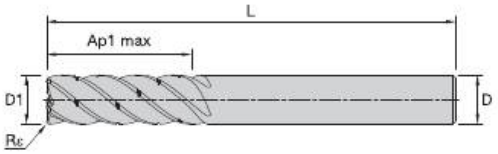



● Primary
○ Secondary

KOR 5DS • Radiused • 5 Flutes • 3xD • Plain Shank

Catalog Number	D1	D	Ap1 Max	L	RE	KCSM15A
KOR5RA0800R024HAR050FM	8,00	8,00	24,00	67,00	0,50	7394925
KOR5RA1000R030HAR050FM	10,00	10,00	30,00	80,00	0,50	7394927
KOR5RA1200R036HAR075FM	12,00	12,00	36,00	100,00	0,75	7394929
KOR5RA1600R048HAR100FM	16,00	16,00	48,00	110,00	1,00	7394951
KOR5RA2000R060HAR100FM	20,00	20,00	60,00	125,00	1,00	7394953
KOR5RA2500R075HAR100FM	25,00	25,00	75,00	150,00	1,00	7394958



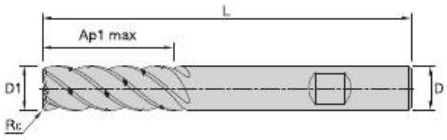



● Primary
○ Secondary

KOR 5DS • Radiused • 5 Flutes • 3xD • Weldon® Shank

Catalog Number	D1	D	Ap1 Max	L	RE	KCSM15A
KOR5RA0800R024HBR050FM	8,00	8,00	24,00	67,00	0,50	7394926
KOR5RA1000R030HBR050FM	10,00	10,00	30,00	80,00	0,50	7394928
KOR5RA1200R036HBR075FM	12,00	12,00	36,00	100,00	0,75	7394930
KOR5RA1600R048HBR100FM	16,00	16,00	48,00	110,00	1,00	7394952
KOR5RA2000R060HBR100FM	20,00	20,00	60,00	125,00	1,00	7394954
KOR5RA2500R075HBR100FM	25,00	25,00	75,00	150,00	1,00	7394962



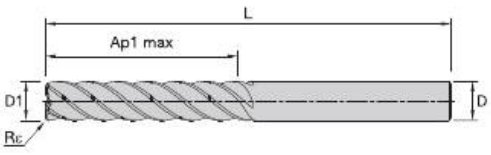



● Primary
○ Secondary

KOR 5DS • Radiused • 5 Flutes • 5xD • Plain Shank

Catalog Number	D1	D	Ap1 max	L	RE	KCSM15A
KOR5RA0800L040HAR050FM	8,00	8,00	40,00	87,00	0,50	7394963
KOR5RA1000L050HAR050FM	10,00	10,00	50,00	100,00	0,50	7394965
KOR5RA1200L060HAR075FM	12,00	12,00	60,00	125,00	0,75	7394968
KOR5RA1600L080HAR100FM	16,00	16,00	80,00	141,00	1,00	7394970
KOR5RA2000L100HAR100FM	20,00	20,00	100,00	170,00	1,00	7394972
KOR5RA2500L125HAR100FM	25,00	25,00	125,00	200,00	1,00	7394974



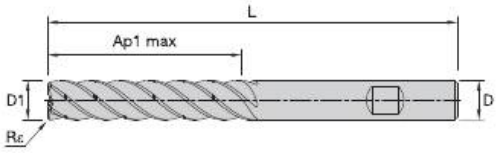



● Primary
○ Secondary

KOR 5DS • Radiused • 5 Flutes • 5xD • Weldon® Shank

Catalog Number	D1	D	Ap1 Max	L	Rε	KCSM15A
KOR5RA0800L040HBR050FM	8,00	8,00	40,00	87,00	0,50	7394964
KOR5RA1000L050HBR050FM	10,00	10,00	50,00	100,00	0,50	7394967
KOR5RA1200L060HBR075FM	12,00	12,00	60,00	125,00	0,75	7394969
KOR5RA1600L080HBR100FM	16,00	16,00	80,00	141,00	1,00	7394971
KOR5RA2000L100HBR100FM	20,00	20,00	100,00	170,00	1,00	7394973
KOR5RA2500L125HBR100FM	25,00	25,00	125,00	200,00	1,00	7394975

KOR 6^{DT} SOLID CARBIDE END MILLS

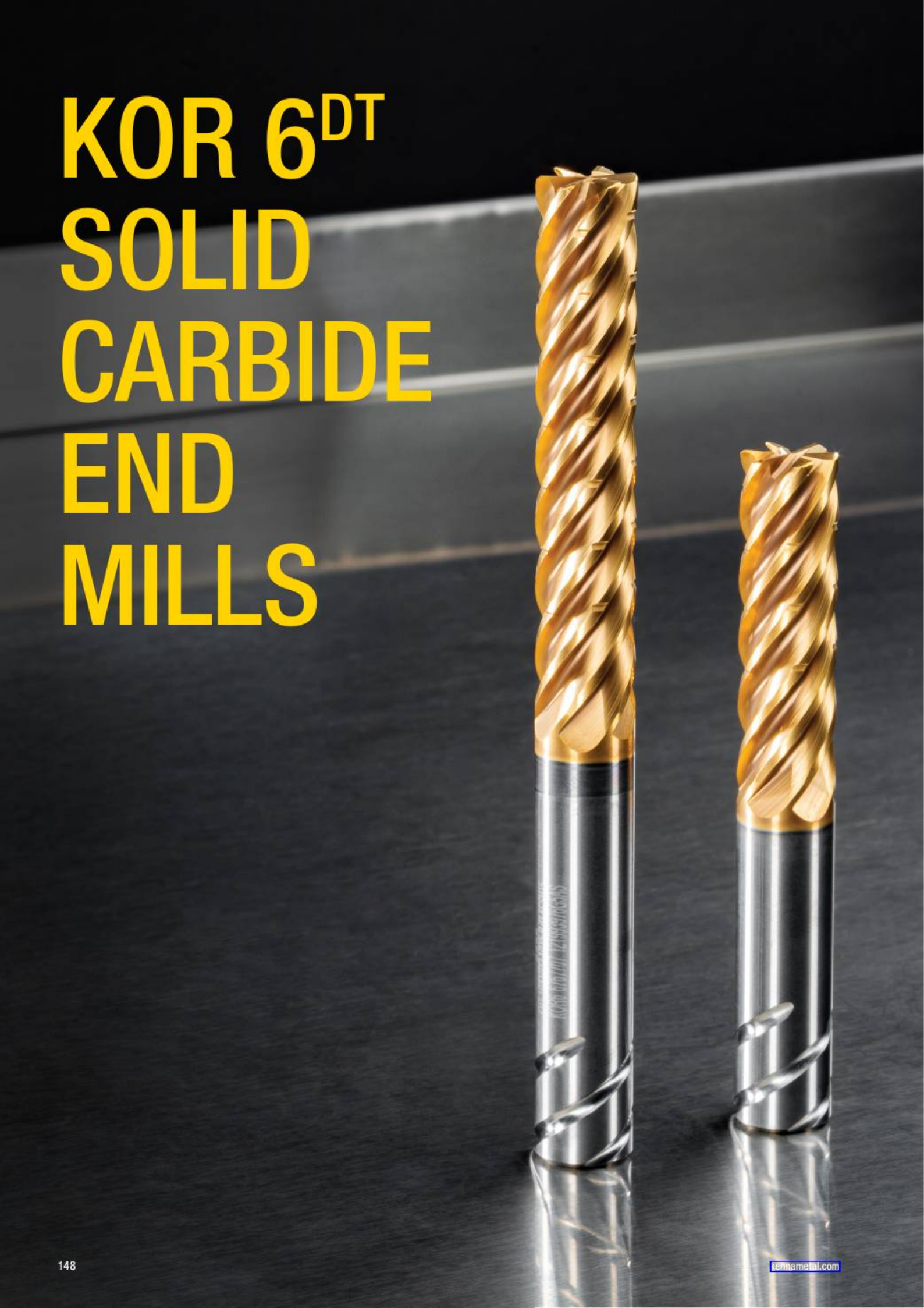



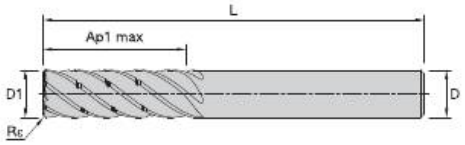



KOR 6DT • Radiused • 6 Flutes • 3xD • Plain Shank

Catalog Number	D1	D	Ap1 Max	L	Rε	KCSM15A
KOR6RA0800R024HAR050M	8,00	8,00	24,00	67,00	0,50	7395365
KOR6RA1000R030HAR050M	10,00	10,00	30,00	80,00	0,50	7395367



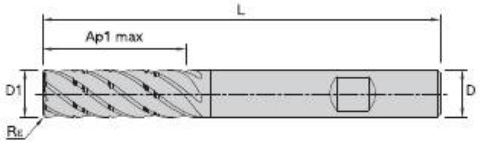



KOR 6DT • Radiused • 6 Flutes • 3xD • Weldon® Shank

Catalog Number	D1	D	Ap1 Max	L	Rε	KCSM15A
KOR6RA0800R024HBR050M	8,00	8,00	24,00	67,00	0,50	7395366
KOR6RA1000R030HBR050M	10,00	10,00	30,00	80,00	0,50	7395368
KOR6RA1200R036HBR075M	12,00	12,00	36,00	100,00	0,75	7395369
KOR6RA1600R048HBR100M	16,00	16,00	48,00	110,00	1,00	7395471
KOR6RA2000R060HBR100M	20,00	20,00	60,00	125,00	1,00	7395473
KOR6RA2500R075HBR100M	25,00	25,00	75,00	150,00	1,00	7395475



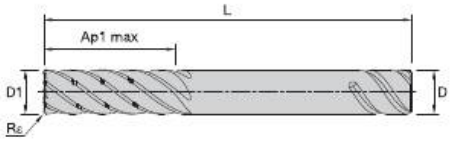



KOR 6DT • Radiused • 6 Flutes • 3xD • Safe-Lock™ Shank

Catalog Number	D1	D	Ap1 Max	L	Rε	KCSM15A
KOR6RA1200R036SLR075M	12,00	12,00	36,00	100,00	0,75	7395370
KOR6RA1600R048SLR100M	16,00	16,00	48,00	110,00	1,00	7395472
KOR6RA2000R060SLR100M	20,00	20,00	60,00	125,00	1,00	7395474
KOR6RA2500R075SLR100M	25,00	25,00	75,00	150,00	1,00	7395476



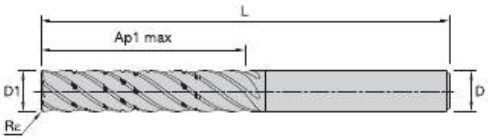

KCSM15A

P		○
M		●
K		
N		
S		●
H		○

● Primary
○ Secondary

KOR 6DT • Radiused • 6 Flutes • 5xD • Plain Shank

Catalog Number	D1	D	Ap1 Max	L	Rε	KCSM15A
KOR6RA0800L040HAR050CM	8,00	8,00	40,00	87,00	0,50	7395477
KOR6RA1000L050HAR050CM	10,00	10,00	50,00	100,00	0,50	7395479



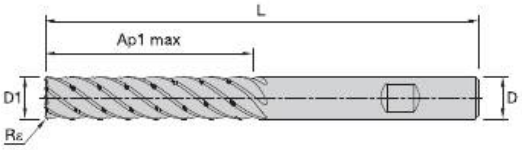

KCSM15A

P		○
M		●
K		
N		
S		●
H		○

● Primary
○ Secondary

KOR 6DT • Radiused • 6 Flutes • 5xD • Weldon® Shank

Catalog Number	D1	D	Ap1 Max	L	Rε	KCSM15A
KOR6RA0800L040HBR050CM	8,00	8,00	40,00	87,00	0,50	7395478
KOR6RA1000L050HBR050CM	10,00	10,00	50,00	100,00	0,50	7395480
KOR6RA1200L060HBR075CM	12,00	12,00	60,00	125,00	0,75	7395481
KOR6RA1600L080HBR100CM	16,00	16,00	80,00	141,00	1,00	7395483
KOR6RA2000L100HBR100CM	20,00	20,00	100,00	166,00	1,00	7395485
KOR6RA2500L125HBR100CM	25,00	25,00	125,00	190,00	1,00	7395487



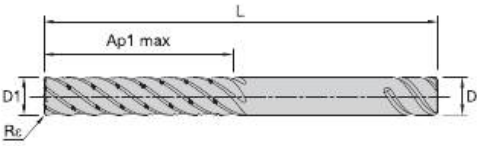

KCSM15A

P		○
M		●
K		
N		
S		●
H		○

● Primary
○ Secondary

KOR 6DT • Radiused • 6 Flutes • 5xD • Safe-Lock™ Shank

Catalog Number	D1	D	Ap1 Max	L	Rε	KCSM15A
KOR6RA1200L060SLR075CM	12,00	12,00	60,00	125,00	0,75	7395482
KOR6RA1600L080SLR100CM	16,00	16,00	80,00	141,00	1,00	7395484
KOR6RA2000L100SLR100CM	20,00	20,00	100,00	166,00	1,00	7395486
KOR6RA2500L125SLR100CM	25,00	25,00	125,00	190,00	1,00	7395488



KOR 5DS 3xD



KOR 6DT 3xD

KOR 5DS & KOR 6DT
3xD Application Data

Material Group				KCSM15A		Recommended feed per tooth (fz = mm/th) for side milling (A).						
		A		Cutting Speed — Vc m/min			D1 — Diameter					
		ap	ae	min	max	mm	8,0	10,0	12,0	16,0	20,0	25,0
P	0	3 x D	0,1 x D	150	440	fz	0,072	0,086	0,099	0,121	0,137	0,149
	1	3 x D	0,1 x D	150	440	fz	0,072	0,086	0,099	0,121	0,137	0,149
	2	3 x D	0,1 x D	140	418	fz	0,072	0,086	0,099	0,121	0,137	0,149
	3	3 x D	0,1 x D	120	352	fz	0,060	0,073	0,084	0,105	0,121	0,137
	4	3 x D	0,1 x D	90	330	fz	0,054	0,065	0,075	0,092	0,106	0,117
	5	3 x D	0,1 x D	60	220	fz	0,048	0,058	0,067	0,084	0,097	0,109
	6	3 x D	0,1 x D	50	165	fz	0,040	0,048	0,056	0,068	0,078	0,085
M	1	3 x D	0,1 x D	90	253	fz	0,060	0,073	0,084	0,105	0,121	0,137
	2	3 x D	0,1 x D	60	176	fz	0,048	0,058	0,067	0,084	0,097	0,109
	3	3 x D	0,1 x D	60	154	fz	0,040	0,048	0,056	0,068	0,078	0,085
K	1	3 x D	0,1 x D	120	330	fz	0,072	0,086	0,099	0,121	0,137	0,149
	2	3 x D	0,1 x D	110	308	fz	0,060	0,073	0,084	0,105	0,121	0,137
	3	3 x D	0,1 x D	110	286	fz	0,048	0,058	0,067	0,084	0,097	0,109
S	1	3 x D	0,1 x D	50	198	fz	0,060	0,073	0,084	0,105	0,121	0,137
	2	3 x D	0,1 x D	25	88	fz	0,032	0,038	0,045	0,056	0,065	0,074
	3	3 x D	0,1 x D	25	88	fz	0,032	0,038	0,045	0,056	0,065	0,074
	4	3 x D	0,1 x D	50	132	fz	0,044	0,053	0,062	0,077	0,089	0,100
H	1	3 x D	0,1 x D	80	308	fz	0,054	0,065	0,075	0,092	0,106	0,117
	2	3 x D	0,1 x D	70	264	fz	0,040	0,048	0,056	0,068	0,078	0,085

NOTE: Lower value of cutting speed is used for high stock removal applications or for higher hardness (machinability) within group.
Higher value of cutting speed is used for finishing applications or for lower hardness (machinability) within group.
For better surface finish, reduce feed per tooth.



KOR 5DS 5xD



KOR 6DT 5xD

KOR 5DS & KOR 6DT
5xD Application Data

Material Group				KCSM15A		Recommended feed per tooth (fz = mm/th) for side milling (A).						
		A		Cutting Speed — Vc m/min			D1 — Diameter					
		ap	ae	min	max	mm	8,0	10,0	12,0	16,0	20,0	25,0
P	0	5 x D	0,05 x D	150	540	fz	0,097	0,117	0,134	0,163	0,185	0,200
	1	5 x D	0,05 x D	150	540	fz	0,097	0,117	0,134	0,163	0,185	0,200
	2	5 x D	0,05 x D	140	513	fz	0,097	0,117	0,134	0,163	0,185	0,200
	3	5 x D	0,05 x D	120	432	fz	0,081	0,098	0,114	0,141	0,164	0,184
	4	5 x D	0,05 x D	90	405	fz	0,073	0,087	0,101	0,124	0,143	0,158
	5	5 x D	0,05 x D	60	270	fz	0,065	0,078	0,091	0,113	0,131	0,147
	6	5 x D	0,05 x D	50	202,5	fz	0,054	0,065	0,075	0,092	0,105	0,115
M	1	5 x D	0,05 x D	90	310,5	fz	0,081	0,098	0,114	0,141	0,164	0,184
	2	5 x D	0,05 x D	60	216	fz	0,065	0,078	0,091	0,113	0,131	0,147
	3	5 x D	0,05 x D	60	189	fz	0,054	0,065	0,075	0,092	0,105	0,115
K	1	5 x D	0,05 x D	120	405	fz	0,097	0,117	0,134	0,163	0,185	0,200
	2	5 x D	0,05 x D	110	378	fz	0,081	0,098	0,114	0,141	0,164	0,184
	3	5 x D	0,05 x D	110	351	fz	0,065	0,078	0,091	0,113	0,131	0,147
S	1	5 x D	0,05 x D	50	243	fz	0,081	0,098	0,114	0,141	0,164	0,184
	2	5 x D	0,05 x D	25	108	fz	0,043	0,052	0,060	0,075	0,087	0,099
	3	5 x D	0,05 x D	25	108	fz	0,043	0,052	0,060	0,075	0,087	0,099
	4	5 x D	0,05 x D	50	162	fz	0,060	0,072	0,084	0,104	0,120	0,135
H	1	5 x D	0,05 x D	80	378	fz	0,073	0,087	0,101	0,124	0,143	0,158
	2	5 x D	0,05 x D	70	324	fz	0,054	0,065	0,075	0,092	0,105	0,115

NOTE: Lower value of cutting speed is used for high stock removal applications or for higher hardness (machinability) within group.
Higher value of cutting speed is used for finishing applications or for lower hardness (machinability) within group.
For better surface finish, reduce feed per tooth.

KOR 5DS & KOR 6DT
3xD • Adjustment Factor Table for Feed Calculation

	Ae/D1	0,50%	1,00%	1,50%	2,00%	4,00%	5,00%	8,00%	10,00%
Speed factor	Kv	2,15	2,11	2,07	1,48	1,11	1,07	1,04	1,00
Feed factor	KFz	1,65	1,53	1,47	1,41	1,35	1,29	1,18	1,00

KOR 5DS & KOR 6DT
5xD • Adjustment Factor Table for Feed Calculation

	Ae/D1	0,50%	1,00%	1,50%	2,00%	4,00%	5,00%
Speed factor	Kv	2,00	1,97	1,93	1,38	1,03	1,00
Feed factor	KFz	1,27	1,18	1,14	1,09	1,05	1,00

To calculate application specific cutting data, please use KV coefficient table to the right for adaptation of cutting speed and KFz for feed respectively.

Vc new = Vc * Kv
Fz new = IPT * KFz

Calculation example:
Application: D1 = 25mm, KOR5DS / KOR6DT 5 x D
S4 material group
Ap = 125mm = 5 x D1
Ae = 0,5mm = 2% x D1
Cutting data recommendation:
Based on the 5 x D recommendation chart
Vc = 50 to 162, so 106 m/min is the starting midpoint
Fz = 0,135 mm/th
To adjust to the actual depths of cut:
From the 5 x D adjustment factor table for 2%:
Kv = 1,38
KFz = 1,09

Final cutting recommendation:
Vc new = 106 m/min * 1,38 = 146 m/min
Fz new = 0,135 mm/th * 1,09 = 0,147 mm/th

KOR 5^{DS} & KOR 6^{DT} SOLID CARBIDE END MILLS

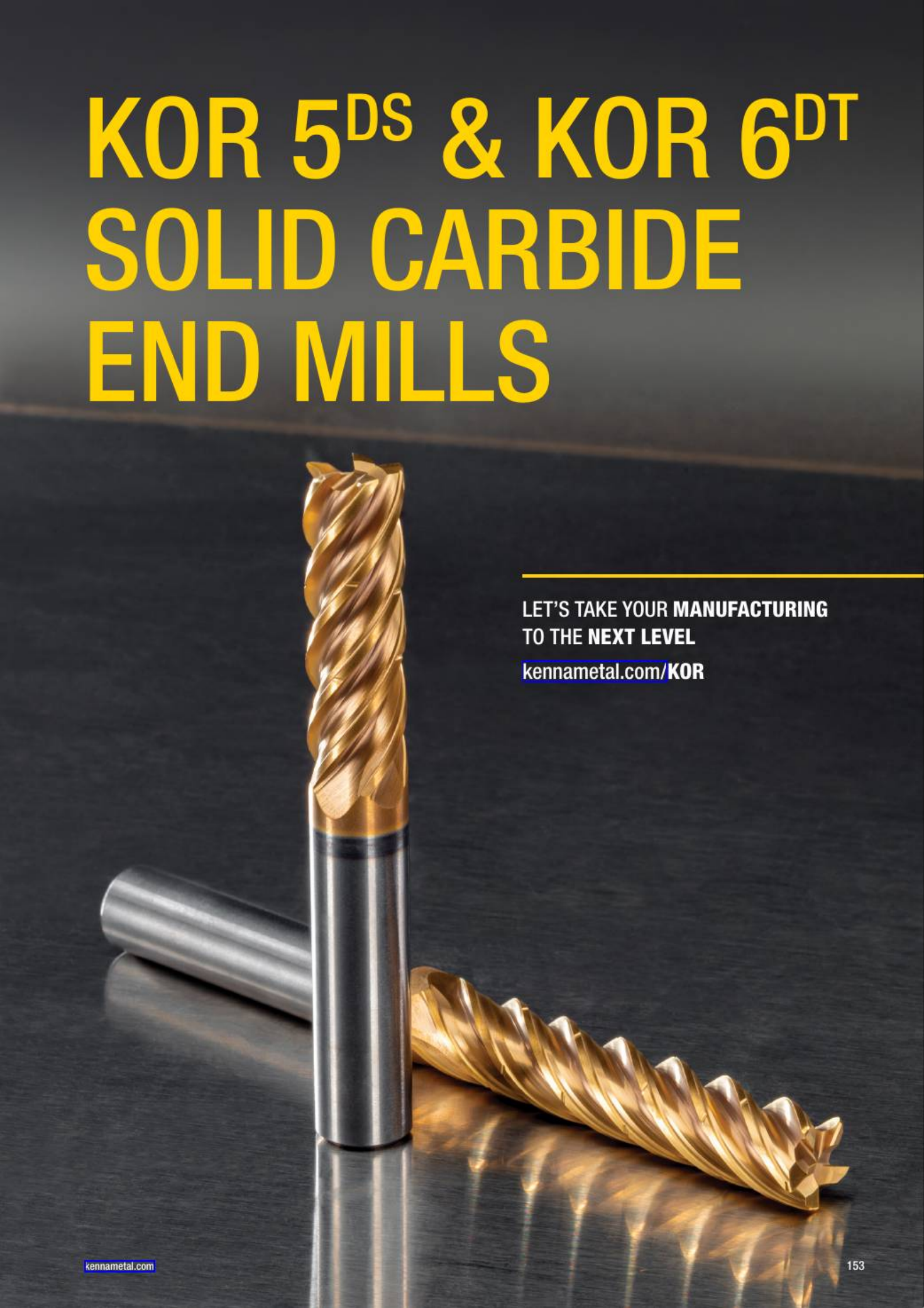

LET'S TAKE YOUR **MANUFACTURING** TO THE **NEXT LEVEL**

kennametal.com/**KOR**

KenCut™ MRAD

MULTI-RADIUS END MILLS

Explore KenCut MRAD

Suited for high performance and versatile finishing and semi-finishing operations, KenCut MRAD solid end mills meet the growing demand for 5-axis machining solutions by achieving a longer depth of cut than ball nose or taper ball nose tools with increased MRR, reduced cycle times and superior surface finishes. The multi-radius end mills are ideal for boosted productivity when creating complex and/or sculpted components.



Materials

Primary: P M S

Secondary: H

Industries

- Aerospace
- Medical
- Die & Mold

Applications

- Side/Shoulder Milling: Radius
- 3D Profiling
- Side Milling: Ball Nose
- Pocketing

Features and Benefits

- Features 2 radii along cutting profile for more flexibility and application range compared to ball nose tools
- Cutting profile with 2 radii allows for application of smaller diameter tools compared to ball nose tools
- Oval form geometry is available in two maximum tilt angles to maximize the axial depth of cut compared to a ball nose, providing the highest productivity
- Featuring proprietary KCSM15A grade for abrasion protection and minimized wear buildup

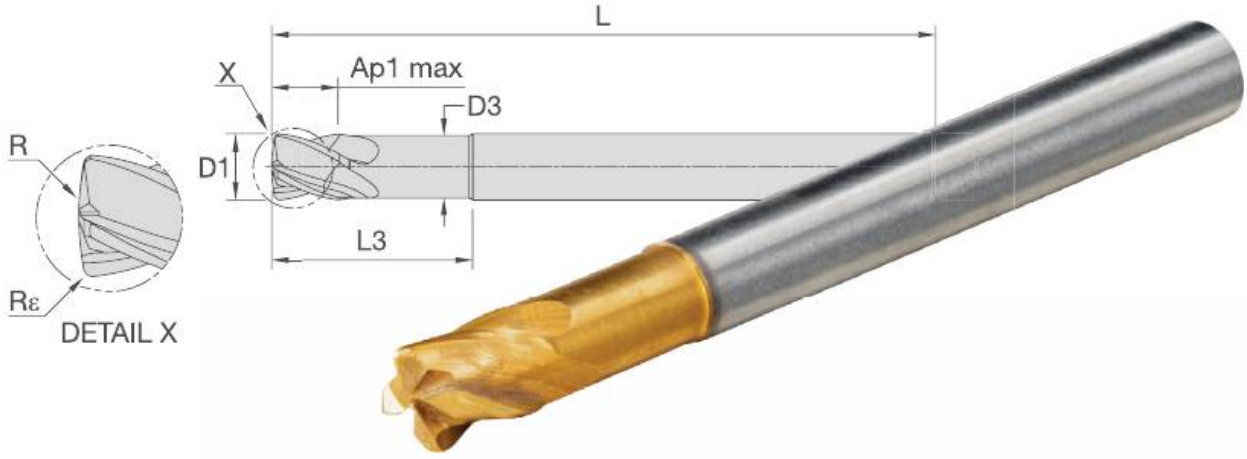







KCSM15A

P		●
M		●
K		●
N		
S		●
H		○

● Primary
○ Secondary

KenCut MRAD • Oval Form • 4-6 Flutes

Plain Shank

Catalog Number	D1	D	Ap1 max	L	R	Rε	Z U	KCSM15A
MRAD40V0600R083HAR150M	6,00	6,00	8,26	100,00	17,50	1,50	4	7436718
MRAD40V0600R152HAR150M	6,00	6,00	15,17	100,00	64,50	1,50	4	7436719
MRAD40V1000R155HAR200M	10,00	10,00	15,53	121,00	34,00	2,00	4	7436720
MRAD40V1000R294HAR200M	10,00	10,00	29,39	121,00	128,50	2,00	4	7436751
MRAD60V1200R165HAR300M	12,00	12,00	16,53	125,00	35,00	3,00	6	7436753
MRAD60V1200R304HAR300M	12,00	12,00	30,39	125,00	129,50	3,00	6	7436754
MRAD60V1600R220HAR400M	16,00	16,00	22,00	150,00	46,50	4,00	6	7436757
MRAD60V1600R238HAR350M	16,00	16,00	23,79	150,00	51,50	3,50	6	7436755
MRAD60V1600R405HAR400M	16,00	16,00	40,50	150,00	172,50	4,00	6	7436758
MRAD60V1600R446HAR350M	16,00	16,00	44,55	150,00	193,00	3,50	6	7436756
MRAD60V2000R275HAR500M	20,00	20,00	27,47	175,00	58,00	5,00	6	7436759
MRAD60V2000R506HAR500M	20,00	20,00	50,61	175,00	215,50	5,00	6	7436760
MRAD60V2500R352HAR600M	25,00	25,00	35,24	190,00	75,00	6,00	6	7436761
MRAD60V2500R653HAR600M	25,00	25,00	65,33	190,00	280,00	6,00	6	7436762

KenCut MRAD

Application Data • Oval

Material Group				KCSM15A		Recommended feed per tooth (fz = mm/th) for side milling (A). For Slotting (B), reduce Fz by 20%.							
		Side Milling		Cutting Speed - Vc		D1 Diameter							
				m/min									
		Ap	AexD	min	max	mm	6,0	10,0	12,0	16,0	16,0	20,0	25,0
P	P0	Ap1Max	0,5	150	200	Fz	0,038	0,063	0,075	0,091	0,092	0,106	0,118
	P1	Ap1Max	0,5	150	200	Fz	0,038	0,063	0,075	0,091	0,092	0,106	0,118
	P2	Ap1Max	0,5	140	190	Fz	0,038	0,063	0,075	0,091	0,092	0,106	0,118
	P3	Ap1Max	0,5	120	160	Fz	0,031	0,053	0,063	0,078	0,079	0,093	0,106
	P4	Ap1Max	0,5	90	150	Fz	0,028	0,047	0,056	0,069	0,070	0,081	0,092
	P5	Ap1Max	0,5	60	100	Fz	0,025	0,042	0,050	0,062	0,063	0,074	0,085
	P6	Ap1Max	0,5	50	75	Fz	0,021	0,035	0,042	0,051	0,052	0,060	0,067
M	M1	Ap1Max	0,5	90	115	Fz	0,031	0,053	0,063	0,078	0,079	0,093	0,106
	M2	Ap1Max	0,5	60	80	Fz	0,025	0,042	0,050	0,062	0,063	0,074	0,085
	M3	Ap1Max	0,5	60	70	Fz	0,021	0,035	0,042	0,051	0,052	0,060	0,067
K	K1	Ap1Max	0,5	120	150	Fz	0,038	0,063	0,075	0,091	0,092	0,106	0,118
	K2	Ap1Max	0,5	110	140	Fz	0,031	0,053	0,063	0,078	0,079	0,093	0,106
	K3	Ap1Max	0,5	110	130	Fz	0,025	0,042	0,050	0,062	0,063	0,074	0,085
N	N1	Ap1Max	0,5	500	2000	Fz	0,052	0,085	0,105	0,137	0,139	0,174	0,216
	N2	Ap1Max	0,5	500	1500	Fz	0,047	0,076	0,094	0,123	0,125	0,157	0,195
	N3	Ap1Max	0,5	500	1500	Fz	0,037	0,059	0,073	0,096	0,098	0,122	0,151
	N4	Ap1Max	0,5	400	750	Fz	0,042	0,068	0,084	0,110	0,111	0,139	0,173
	N5	Ap1Max	0,5	250	1000	Fz	0,047	0,076	0,094	0,123	0,125	0,157	0,195
	N6	Ap1Max	0,5	100	150	Fz	0,052	0,085	0,105	0,137	0,139	0,174	0,216
	N7	Ap1Max	0,5	100	750	Fz	0,037	0,059	0,073	0,096	0,098	0,122	0,151
S	S1	Ap1Max	0,5	50	90	Fz	0,031	0,053	0,063	0,078	0,079	0,093	0,106
	S2	Ap1Max	0,5	25	50	Fz	0,025	0,042	0,050	0,062	0,063	0,074	0,085
	S3	Ap1Max	0,5	25	40	Fz	0,017	0,028	0,033	0,041	0,042	0,049	0,057
	S4	Ap1Max	0,5	50	60	Fz	0,022	0,039	0,046	0,057	0,058	0,068	0,078
H	H1	Ap1Max	0,5	80	140	Fz	0,028	0,047	0,056	0,069	0,070	0,081	0,092
	H2	Ap1Max	0,5	70	120	Fz	0,021	0,035	0,042	0,051	0,052	0,060	0,067
	H3	Ap1Max	0,5	60	90	Fz	0,017	0,028	0,033	0,041	0,042	0,049	0,057
	H4	Ap1Max	0,5	50	70	Fz	0,011	0,018	0,022	0,027	0,028	0,033	0,037

NOTES: If better surface finish is required, try reducing the feed and/or stepover.
In non-finishing applications, the feed can be increased by a minimum of 20%.
For correct RPM calculation, please use Effective D1 from table.

KenCut MRAD

Adjustment Factor Table for Feed and Speed Calculation

	Ae/D	2%	4%	5%	8%	10%	12%	30%	40%	50%	100%
Speed Factor	Kv	2,1 - 3,6	1,6 - 3	1,6 - 2,5	1,6	1,4	1,38	1,2	1,1	1	1
Feed Factor	KFz	3,58	2,56	2,3	1,84	1,67	1,54	1,09	1,02	1	0,9
phi [°]		16,26	23,07	25,84	32,86	36,87	40,54	66,42	78,46	90,00	180,00

To calculate application specific cutting data, please use above Kv coefficient for adaptation of cutting speed and KFz for feed respectively.

Vc new=Vc*Kv
Fz new=Fz*KFz

Calculation Example:
Application: D1 = 12
Material Group P5
Ae = 0,12 (Ae=10% D)
Cutting data recommendation:
Vc = 60 m/min
Fz = 0,050240867 mm/th
Adjustment coefficient:
Kv = 1,4
KFz = 1,67

Final cutting data recommendation:
Vc new = 60 * 1,4 = 84 m/min
Fz new = 0,050240867 * 1.67 = 0,083902249 mm/th

KenCut MRAD

Application Data • Oval • Effective Cutting Diameter at Max Tilt Angle

D	D1 Effective	Tilt Angle	AP1 max	R_E	L	R
6	5,17	25,01	8,26	1,5	100	17,5
10	8,387	25,01	15,53	2	121	34
12	10,34	25,01	16,53	3	125	35
16	13,557	25,01	23,79	3,5	150	51,5
16	13,785	25,06	22,00	4	150	46,5
20	17,231	25,09	27,47	5	175	58
25	21,425	25,07	35,24	6	190	75

D	D1 Effective	Tilt Angle	AP1 max	R_E	L	R
6	5,23	12,53	15,17	1,5	100	64,5
10	8,472	12,53	29,39	2	121	128,5
12	10,46	12,53	30,39	3	125	129,5
16	13,702	12,51	44,55	3,5	150	193
16	13,946	12,53	40,50	4	150	172,5
20	17,433	12,51	50,61	5	175	215,5
25	21,669	12,51	65,33	6	190	280

KenCut MRAD

LET'S TAKE YOUR **MANUFACTURING**
TO THE **NEXT LEVEL**

kennametal.com/**KenCutMRAD**



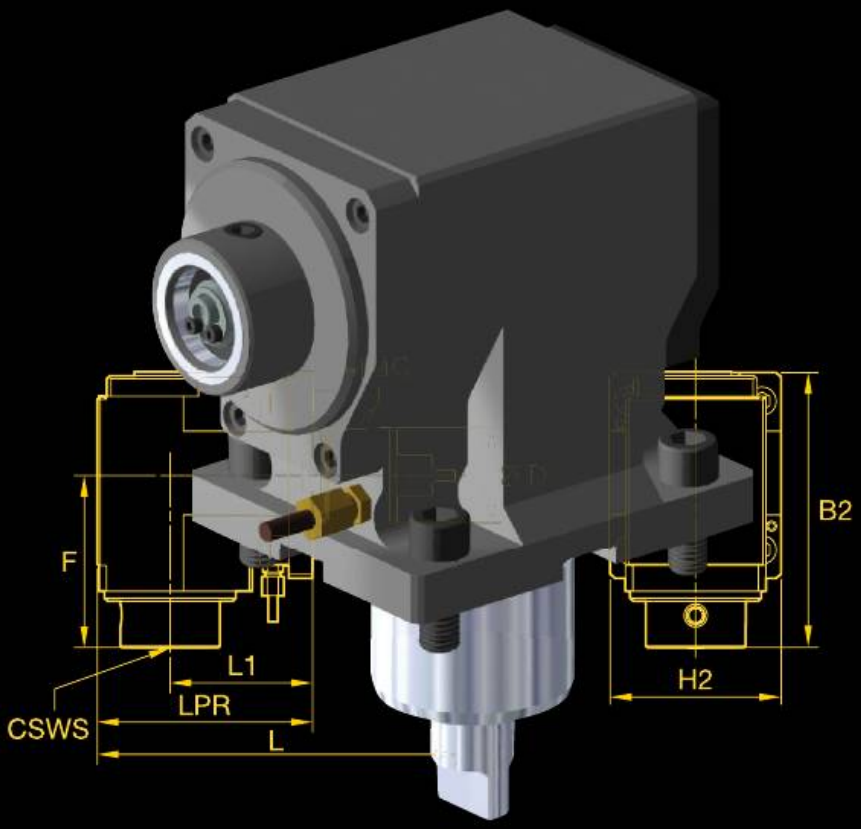
B2
F
L1
LPR
CSWS
L
H2


L1
CSWS
F
MMC
F
CSWS
L1
B2

SYSTEMS

Turret Adapted Clamping Units (TACU) 162

Turret Adapted Clamping Units (TACU)

Explore TACU

FOR UNMATCHED PERFORMANCE AND HIGHEST LEVEL OF FLEXIBILITY

The TACU tooling system now offers even more connection options so that shops can configure their machine how they want—no matter what brand of machine they have.

Applications

- Turning
- Facing
- ID Boring
- Drilling
- Milling

Industries

- General Engineering
- Automotive

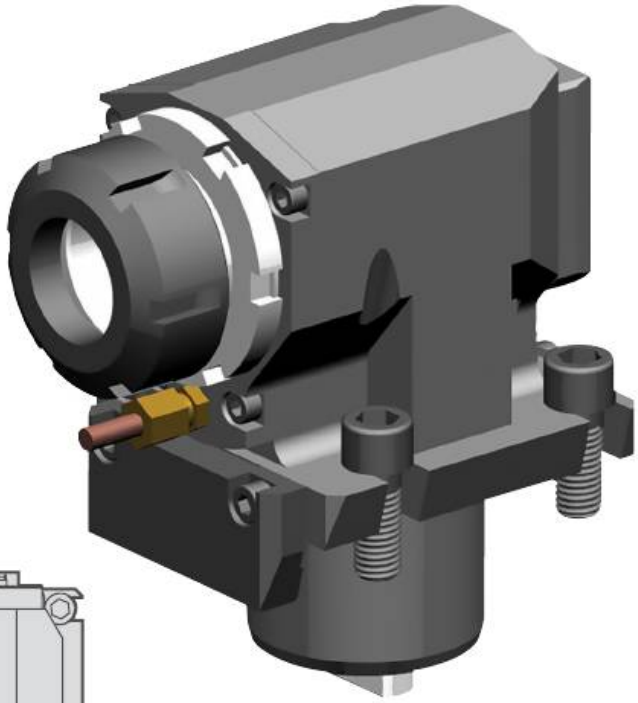

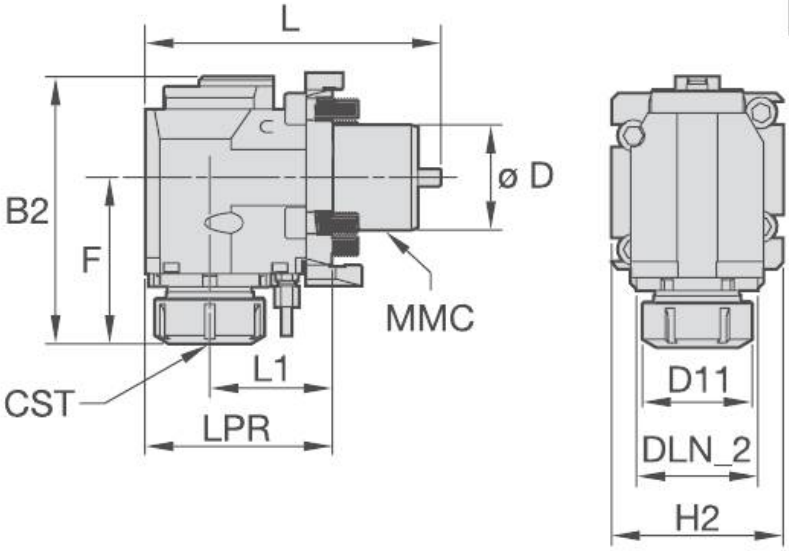

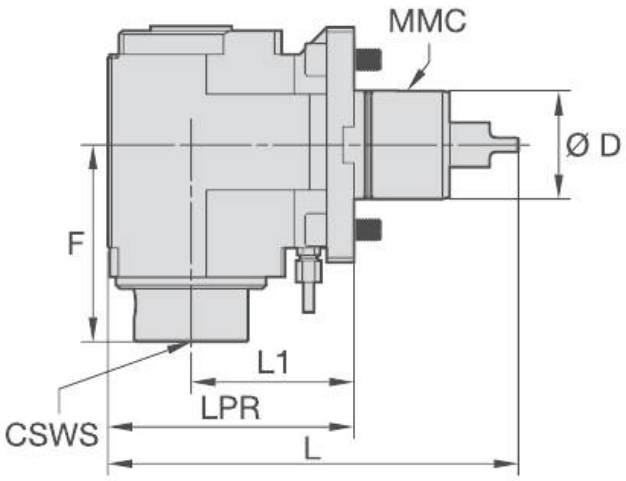
MMC
Ø D
F
L1
LPR
CSWS
L

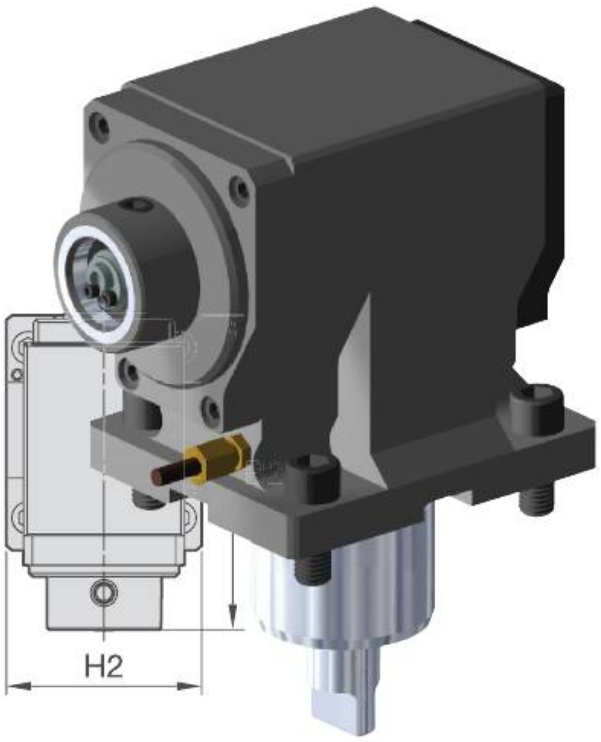
H2

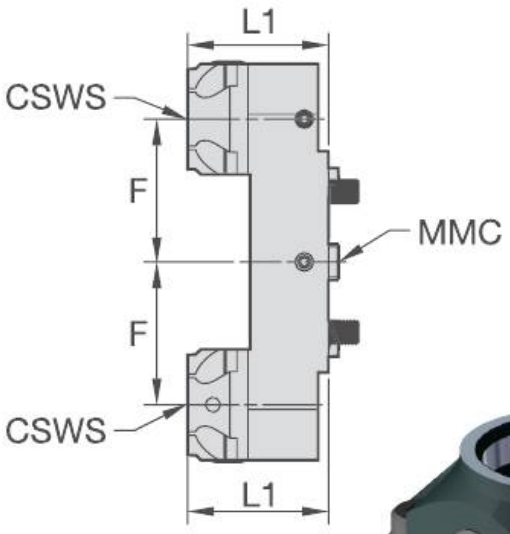
L1
CSWS
F
MMC
F
CSWS
L1


B2

METAL CUTTING SAFETY

IMPORTANT SAFETY INSTRUCTIONS

PROJECTILE AND FRAGMENTATION HAZARDS:

Modern metal cutting operations involve high spindle and cutter speeds and high temperatures and cutting forces. Hot metal chips may fly off the workpiece during metal cutting. Although cutting tools are designed and manufactured to withstand high cutting forces and temperatures, they can sometimes fragment, particularly if they are subjected to over-stress, severe impact, or other abuse.

- Always wear appropriate personal protective equipment, including safety goggles, when operating metal cutting machines or working nearby.
- Always make sure all machine guards are in place.

BREATHING AND SKIN CONTACT HAZARDS:

Grinding carbide or other advanced cutting tool materials produces dust or mist containing metallic particles. Breathing this dust or mist — especially over an extended period — can cause temporary or permanent lung disease or make existing medical conditions worse. Contact with this dust or mist can irritate eyes, skin, and mucous membranes and may make existing skin conditions worse.

- Always wear breathing protection and safety goggles when grinding.
- Provide ventilation control and collect and properly dispose of dust, mist, or sludge from grinding.
- Avoid skin contact with dust or mist.

For more information, read the applicable Material Safety Data Sheet provided by Kennametal and consult General Industry Safety and Health Regulations, Part 1910, Title 29 of the Code of Federal Regulations.

These safety instructions are general guidelines. Many variables affect machining operations. It is impossible to cover every specific situation. The technical information included in this catalog and recommendations on machining practices may not apply to your particular operation. For more information, consult the Kennametal Metal Cutting Safety booklet, available free from Kennametal at 724 539 5747 or fax 724 539 5439. For specific product safety and environmental questions, contact our Corporate Environmental Health and Safety Office at 724 539 5066 or fax 724 539 5372.

Kennametal, the stylized K, DUO-LOCK, GOmill, HARVI, HydroForce, KenCut, KenFeed, KOR, KOR5, KOR6, MaxiMet, RSM II, and Stellite are trademarks of Kennametal, Inc. and are used as such herein. The absence of a product, service name, or logo from this list does not constitute a waiver of the Kennametal trademark or other intellectual property rights concerning that name or logo.

Android™ is a trademark of Google Inc.
App Store® is a registered trademark of Apple Inc., registered in the U.S. and other countries.
Google Play™ is a trademark of Google Inc.
Hardox® is a registered trademark of SSAB Technology AB Corporation.
Hastelloy® and Haynes® are registered trademarks of Haynes International, Inc. Corporation.
Hostalen™ is a trademark of Hoechst GmbH Corporation.
INCONEL® and NIMONIC® are registered trademarks of Special Metals Corporation.
LEXAN® is a registered trademark of Sabic Innovative Plastics IP B.V. Company.
MAKROLON® is a registered trademark of Covestro Deutschland AG.
Polystyrol® is a registered trademark of BASF SE.
SAFE-LOCK® is a registered trademark and Safe-Lock is a trademark of Haimer GmbH.
Weldon® is a registered trademark of Weldon Tool Company.

©2026 Kennametal Inc. All rights reserved.





KENNAMETAL®

kennametal.com

WORLD HEADQUARTERS
Kennametal Inc.
525 William Penn Place I Suite 3300
Pittsburgh, PA 15219 USA
Tel: 1 800 446 7738
ftmill.service@kennametal.com

EUROPEAN HEADQUARTERS
Kennametal Europe GmbH
Rheingoldstrasse 50
CH 8212 Neuhausen am Rheinfall
Switzerland
Tel: +41 52 6750 100
neuhausen.info@kennametal.com

ASIA-PACIFIC HEADQUARTERS
Kennametal Singapore Pte. Ltd.
3A International Business Park
Unit #01-02/03/05, ICON@IBP
Singapore 609935
Tel: +65 6265 9222
k-sg.sales@kennametal.com

INDIA HEADQUARTERS
Kennametal India Limited
CIN: L27109KA1964PLC001546
8/9th Mile, Tumkur Road
Bangalore - 560073
Tel: +91 080 22198444 or +91 080 43281444
bangalore.information@kennametal.com

©2026 Kennametal Inc. I All rights reserved. I 421100-27